



Industrial Products

Innovative Solutions for
Gas Management Systems



WESTERN

a Scott Fetzer company

Global Gas Management Technology

Enterprises | Innovator | Medica | Westwinds

www.westernenterprises.com

GENERAL INFORMATION

GENERAL INFORMATION/ORDERING INFORMATION2-3
TABLE OF CONTENTS 4-5
PRODUCT FITTINGS INFORMATION6-7

INTRODUCTION

Western has served the compressed gas industry with innovative products for Industrial, Welding, HVAC, Helium and Medical applications for over 60 years. Based in Ohio, USA, our in-house design teams and highly integrated manufacturing capabilities allow us to provide high quality products that enhance the safety and efficiency of your operations. Western has a network of knowledgeable distributors and wholesale partners throughout the Americas and in over 40 countries around the world. We appreciate your interest in our products and look forward to working with you.

- **MEDICAL EQUIPMENT PORTFOLIO** Medical regulators, portable oxygen systems, medical flowmeters, oxygen Transfill systems, fittings and replacement parts.
- **MANIFOLD AND SPECIALTY GAS PORTFOLIO** Gas manifold systems for industrial, medical and specialty gas applications, alarms, pressure regulators, station drops and replacement parts.
- **INFLATION EQUIPMENT PORTFOLIO** High quality helium equipment including inflators, filling stations, cylinders, manifolds, accessories and replacement parts.



ORDERING MADE EASY



E-MAIL

Send orders via e-mail to:

customerorders@westernenterprises.com

Your order will be processed immediately.



PHONE

800-783-7890 U.S. Toll Free

Outside U.S. call: 1-440-871-2160

Press #1 to speak with a member of our customer service team. Please have your:

- Account number
- Part numbers, price and purchase order number
- Name of contact to answer any questions
- Special shipping instructions

EDI

Electronic Data Interchange (EDI) can reduce your cost of doing business.

Our in-house staff will be happy to work with you to create a Custom solution.

Western Enterprises
875 Bassett Road
Westlake, OH 44145, USA

ORDERING INFORMATION

To place an order, please call your gas equipment wholesaler. For more information on specific products, contact Western Customer Service at 1-800-783-7890.

WARRANTY INFORMATION

Western warrants to the Purchaser that products delivered to the Purchaser will be free from manufactured defects in material and workmanship.

TABLE OF CONTENTS

ADAPTORS

Check Valve.....	32
Cylinder, All Gases.....	52-54
Hose, C-Size.....	9
Inert Arc.....	13-14
Manifold Tubing.....	38
Pipe-away.....	17

BUSHINGS

Hose A, B, C, & D-Size.....	8-10
Inert Arc.....	13
Pipe Thread.....	21-23

CHECK VALVES

Flashback Arrestor.....	35
Inline Adaptor.....	32
Manifold Block.....	42
Pigtail.....	46-49
Torch, Regulator.....	31

CLAMPS

Hose.....	18
-----------	----

COUPLERS

Hose A, B, C, & D-Size.....	8
Inert Arc.....	13

CRYOGENIC SERVICE

Transfer Hose, Separator.....	50
-------------------------------	----

FERRULES

Hose, Brass.....	19
------------------	----

FILTERS

Regulator Inlet Nipple.....	24
Retainer Rings.....	24

FITTINGS

All Types.....	8-10
----------------	------

FLARE FITTINGS

Nuts, Adaptors.....	50
---------------------	----

FLASHBACK ARRESTORS

All Types.....	34-35
----------------	-------

GAUGES

Cylinder Pressure.....	37
Regulator.....	37

HOSES

Braces.....	18
Clamps.....	18
Splicers.....	10

HOTSPOTTER

Heavy Duty.....	36
Standard Duty.....	36

INERT ARC FITTINGS

All Types.....	12-14
----------------	-------

KITS

Ferrules.....	20
Hose Repair.....	20
Kit Case.....	20

TABLE OF CONTENTS

MANIFOLD FITTINGS & ACCESSORIES

Block Assemblies	42
Coupler Tees	41
Elbows, Tees, Crosses	38-39
Outlet Adaptors	39-41
Chain & Plug Assemblies	43

NIPPLES

Hand-Tight	25-29
Hose A, B, C, & D-Size	8
Inert Arc	12-14
Pipe, Thread.....	21-23
Regulator Inlet	25-30
Retainer Ring.....	24

NUTS

Hand-Tight	25-30
Hose A, B, C, & D-Size	8
Inert Arc	12
Regulator Inlet	25-30

PIGTAILS

All Types.....	44-49
Special Order.....	44-45

PIPE, BRASS

Lengths, Nipples	38
------------------------	----

PIPE THREAD FITTINGS, BRASS

All Types.....	21-22
----------------	-------

PLUGS & CAPS

Chain & Plug, B, C, & D-Size	11
Chain & Plug, Cylinder.....	43
Dust Caps	11

QUICK-CONNECTS

Torch, Hose, Regulator	33
------------------------------	----

REGULATORS.....

55-57

SPLICERS

All Types.....	10
----------------	----

TEES, COUPLERS

All Types.....	41-42
----------------	-------

TOOLS

Ferrule Crimping.....	18
-----------------------	----

TORCH TIP NUTS

Replacement Tip Nuts.....	11
---------------------------	----

TUBING

Brass	38
-------------	----

VALVES

Brass	15-16
Cartridge	16
Safety Relief	17
"Y" Connection.....	15

"Y" CONNECTIONS

All Types.....	15
----------------	----

PRODUCT FITTINGS INFORMATION

GUIDE TO PRODUCT DESCRIPTIONS

Compressed Gas Association (CGA) numbers identify products intended for specific gas services. All Western fittings are manufactured to CGA standards.

In addition to CGA numbers, many popular fittings commonly are referred to as A-Size, B-Size, C-Size and D-Size. These letter identifications also are included in our product descriptions. CGA

limits pressure ratings on A, B, C and D sized fittings to 200 PSIG (1,378 kPa) maximum working pressure. Kilopascals (kPa) are the metric unit of measure similar to Pounds Per Square Inch Gauge (PSIG). BAR is the British unit of measure similar to PSIG.

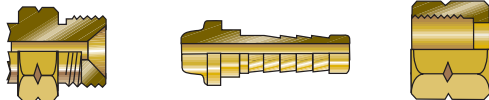
(See Conversion Chart Below)

A-B-C-D-SIZES FOR OXYGEN/FUEL GAS



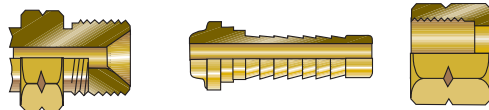
A-SIZE: 3/8"-24 UNF

RH Connection: CGA-020 For Oxygen
LH Connection: CGA-021 For Fuel Gases



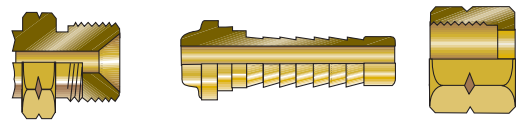
B-SIZE: 9/16"-18 UNF

RH Connection: CGA-022 For Oxygen
LH Connection: CGA-023 For Fuel Gases



C-SIZE: 7/8"-14 UNF


RH Connection: CGA-024 For Oxygen
LH Connection: CGA-025 For Fuel Gases



D-SIZE: 1-1/4"-12 UNF


RH Connection: CGA-026 For Oxygen
LH Connection: CGA-027 For Fuel Gases

A-B-C-D-SIZES FOR GAS/WATER/AIR




A-SIZE: 3/8"-24 UNF

RH Connection: CGA-030 For Inert Gases
LH Connection: CGA-031 For Water & Industrial Air



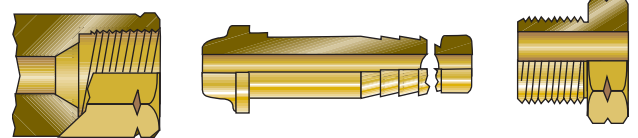
B-SIZE: 5/8"-18 UNF

RH Connection: CGA-032 For Inert Gases
LH Connection: CGA-033 For Water & Industrial Air



C-SIZE: 7/8"-14 UNF

RH Connection: CGA-034 For Inert Gases
LH Connection: CGA-035 For Water & Industrial Air



D-SIZE: 1-1/4"-12 UNF

RH Connection: CGA-036 For Inert Gases
LH Connection: CGA-037 For Water & Industrial Air

METRIC CONVERSION - PSIG to kPa 1 PSIG = 6.89 kPa OR 1 PSIG = 0.069 BAR

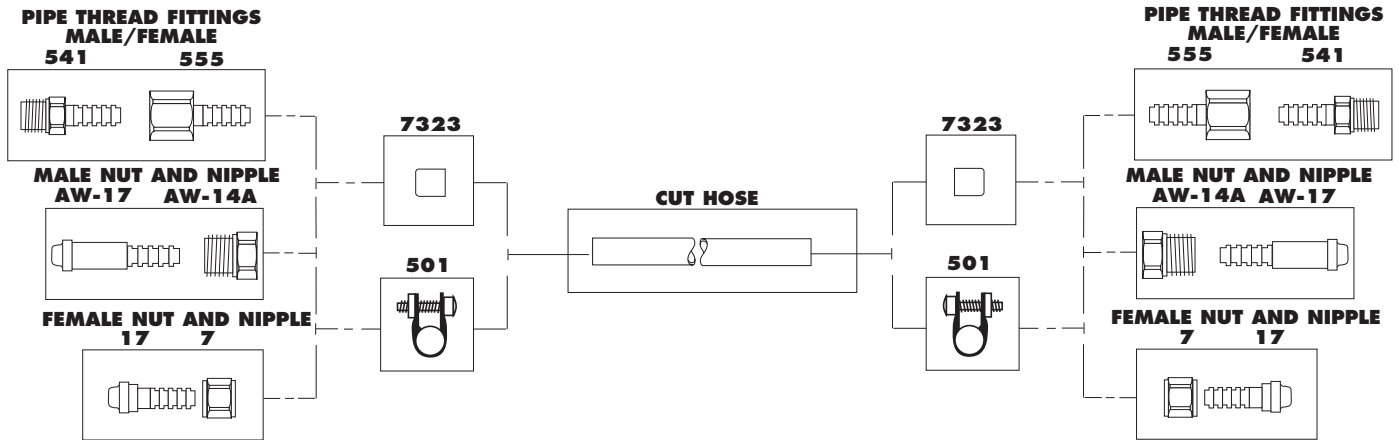
The following PSIG and kPa conversions are used throughout this catalog. Kilopascals conversions are provided whenever possible.		
200 PSIG	= 1,378 kPa	or 13.8 BAR
400 PSIG	= 2,756 kPa	or 27.6 BAR
500 PSIG	= 3,445 kPa	or 34.5 BAR
3000 PSIG	= 20,670 kPa	or 207 BAR
4000 PSIG	= 27,560 kPa	or 276 BAR
5500 PSIG	= 37,895 kPa	or 379 BAR
6000 PSIG	= 41,340 kPa	or 414 BAR

A, B, C, & D SIZE FITTINGS

FITTED HOSE ASSEMBLIES

Barbed hose fittings should be fabricated using clamps or crimped ferrules, (see drawing below). Western barbed hose fittings are rated to 200 PSIG maximum working pressure; however, this rating is applicable only to fitted hose assemblies

fabricated as described and shown in the drawing below. Hose repair kits include the tools needed to fabricate and assemble the fittings on the hose.



COMMON CONVERSIONS USED IN THE COMPRESSED GAS INDUSTRY

PRESSURE

PSIG	=	14.5 X BAR
Pa	=	6,894.757 x PSIG
kPa	=	6.894757 x PSIG
PSIG	=	$\frac{\text{Pa}}{6.894757}$
PSIG	=	$\frac{\text{kPa}}{6.894757}$

FLOW

SCFH	=	2.118 x LPM
SCFH	=	60 x SCFM
LPM	=	$\frac{\text{SCFH}}{2.118}$

UNITS

PSIG:	Pounds Per Square Inch Gauge
Pa:	Pascal
kPa:	1000 Pascal
SCFH:	Standard Cubic Feet per Hour
SCFM:	Standard Cubic Feet per Minute
LPM:	Liters per Minute

A, B, C, & D SIZE FITTINGS

PART NO.		DESCRIPTION	SIZE
A-SIZE: CGA-020 RH & CGA-021 LH • B-SIZE: CGA-022 RH & CGA-023 LH			
130	Oxygen RH, A-Size to A-Size ¹	A-Size	
131	Acet/F. Gases LH, A-Size to A-Size ¹	A-Size	
230	Oxygen RH, A-Size to B-Size ¹	A-Size/B-Size	
231	Acet/F. Gases LH, A-Size to B-Size ¹	A-Size/B-Size	
30	Oxygen RH, B-Size to B-Size ¹	B-Size	
31	Acet/F. Gases LH, B-Size to B-Size ¹	B-Size	
C-SIZE: CGA-024 RH & CGA-025 LH • D-SIZE: CGA-026 RH & CGA-027 LH			
C-30	Oxygen RH, C-Size to C-Size ¹	C-Size	
C-31	Acetylene/F. Gases LH, C-Size to C-Size ¹	C-Size	
D-30	Oxygen RH, D-Size to D-Size ¹	D-Size	
D-31	Acetylene/F. Gases LH, D-Size to D-Size ¹	D-Size	

HOSE COUPLERS, BRASS

Pressures to 200 PSIG (1,400 kPa)



PART NO.	DESCRIPTION	SIZE	SERVICE	MATERIAL
A-SIZE (3/8"-24 THREAD) • B-SIZE (9/16"-18 THREAD)				
9	Oxygen RH ¹	A-Size	CGA-020	Brass
10	Acetylene/F. Gases LH ¹	A-Size	CGA-021	Brass
7	Oxygen RH ¹	B-Size	CGA-022	Brass
SS-7	Oxygen RH ²	B-Size	CGA-022	St. Steel
8	Acetylene/F. Gases LH ¹	B-Size	CGA-023	Brass
C-SIZE (7/8"-14 THREAD) • D-SIZE (1 1/4"-12 THREAD)				
C-7	Oxygen RH ¹	C-Size	CGA-024	Brass
C-8	Acetylene/F. Gases LH ¹	C-Size	CGA-025	Brass
D-7	Oxygen RH ¹	D-Size	CGA-026	Brass
D-8	Acetylene/F. Gases LH ¹	D-Size	CGA-027	Brass

HOSE NUTS

Pressures to 200 PSIG (1,400 kPa)



PART NO.	DESCRIPTION	SIZE	LENGTH	MATERIAL
BARBED HOSE NIPPLES				
Pressures to 200 PSIG (1,400 kPa)				
A-SIZE (USE 9 or 10 NUT) • B-SIZE (USE 7 or 8 NUT)				
20	3/8" ID Hose ¹	B-Size	1-15/32"	Brass
216	5/16" ID Hose ¹	B-Size	1-15/32"	Brass
SS-17	1/4" ID Hose ²	B-Size	1-15/32"	St. Steel
17	1/4" ID Hose ¹	B-Size	1-15/32"	Brass
18	3/16" ID Hose ¹	B-Size	1-15/32"	Brass
19	3/16" ID Hose ¹	A-Size	1-1/4"	Brass
C-SIZE (USE C-7 or C-8 NUT) • D-SIZE (USE D-7 or D-8 NUT)				
D-18	3/4" ID Hose ¹	D-Size	3-1/2"	Brass
C-17	1/2" ID Hose ¹	C-Size	3-3/4"	Brass
C-18	1/2" ID Hose ¹	C-Size	2-1/4"	Brass
C-20	3/8" ID Hose ¹	C-Size	2"	Brass



PART NO.	DESCRIPTION	SIZE	LENGTH	MATERIAL
A-SIZE (USE 9 or 10 NUT) • B-SIZE (USE 7 or 8 NUT)				
23	1/8" NPT ¹	B-Size	1-1/2"	Brass
13	3/16" ID Hose ¹	A-Size	1-1/4"	Brass
12	3/16" ID Hose ¹	B-Size	1-13/32"	Brass
11	1/4" ID Hose ¹	B-Size	1-19/32"	Brass
516	5/16" ID Hose ¹	B-Size	1-19/32"	Brass
C-SIZE (USE C-7 or C-8 NUT) • D-SIZE (USE D-7 or D-8 NUT)				
C-88	1/4" NPT ¹	C-Size	2"	Brass
D-20	1/2" NPT ¹	D-Size	2-1/2"	Brass

SPIRAL & NPT HOSE NIPPLES

Pressures to 200 PSIG (1,400 kPa)




¹ **⚠ WARNING:** This product can expose you to lead, which is known to the State of California to cause cancer and birth defects or other reproductive harm. For more information go to www.P65Warnings.ca.gov.

² **⚠ WARNING:** This product can expose you to chromium (hexavalent compounds), which is known to the State of California to cause cancer and birth defects or other reproductive harm. For more information go to www.P65Warnings.ca.gov.

A, B, C, & D SIZE FITTINGS


PART NO.	DESCRIPTION	GAS	
107	90° Male B-Size to Female B-Size, RH ¹	Oxygen	
108	90° Male B-Size to Female B-Size, LH ¹	Acet./F. Gases	
127	45° 1/4" Male NPT to Male B-Size, RH ¹	Oxygen	
128	45° 1/4" Male NPT to Male B-Size, LH ¹	Acet./F. Gases	
253	90° 1/4" Male NPT to Male B-Size, RH ¹	Oxygen	
254	90° 1/4" Male NPT to Male B-Size, LH ¹	Acet./F. Gases	
PART NO.	DESCRIPTION	GAS	
123	1/4" Male NPT to Female Swivel B-Size, RH ¹	Oxygen	
124	1/4" Male NPT to Female Swivel B-Size, LH ¹	Acet./F. Gases	
154	Female Swivel B-Size to 1/4" Male NPT, LH ¹	Acet./F. Gases	
234	1/4" Female NPT to Female Swivel B-Size, RH ¹	Oxygen	
235	1/4" Female NPT to Female Swivel B-Size, LH ¹	Acet./F. Gases	
244	1/4" Female NPT to Male B-Size, RH ¹	Oxygen	
245	1/4" Female NPT to Male B-Size, LH ¹	Acet./F. Gases	
PART NO.	DESCRIPTION	GAS	
103	Male A-Size to Female B-Size, RH ¹	Oxygen	
104	Male A-Size to Female B-Size, LH ¹	Acet./F. Gases	
105	Male B-Size to Female A-Size, RH ¹	Oxygen	
106	Male B-Size to Female A-Size, LH ¹	Acet./F. Gases	
PART NO.	DESCRIPTION	SIZE	GAS
14-0	Female Swivel to 1/4" ID Hose, RH ¹	A-Size	Oxygen
14	Female Swivel to 1/4" ID Hose, LH ¹	A-Size	Acet./F. Gases
24-0	Female Swivel to 1/4" ID Hose, RH ¹	B-Size	Oxygen
24	Female Swivel to 1/4" ID Hose, LH ¹	B-Size	Acet./F. Gases
PART NO.	DESCRIPTION	GAS	
544	Male 1/8" NPT to 3/16" ID Hose ¹		
545	Male 1/8" NPT to 1/4" ID Hose ¹		
540	Male 1/4" NPT to 3/16" ID Hose ¹		
541	Male 1/4" NPT to 1/4" ID Hose ¹		
542	Male 1/4" NPT to 5/16" ID Hose ¹		
543	Male 1/4" NPT to 3/8" ID Hose ¹		
549	Male 1/4" NPT to 1/8" ID Hose ¹		
539	Male 3/8" NPT to 3/8" ID Hose ¹		
537	Male 3/8" NPT to 1/4" ID Hose ¹		
C-42	Male 1/2" NPT to 1/2" ID Hose ¹		
551	Female 1/8" NPT to 3/16" ID Hose ¹		
554	Female 1/4" NPT to 3/16" ID Hose ¹		
555	Female 1/4" NPT to 1/4" ID Hose ¹		
556	Female 1/4" NPT to 5/16" ID Hose ¹		
557	Female 1/4" NPT to 3/8" ID Hose ¹		
558	Female 3/8" NPT to 1/4" ID Hose ¹		
PART NO.	DESCRIPTION	GAS	
40	Male B-Size, RH to 3/16" ID Hose Barbed ¹	Oxygen	
40-B	Male B-Size, RH to 1/4" ID Hose Barbed ¹	Oxygen	
41	Male B-Size, LH to 3/16" ID Hose Barbed ¹	Acet./F. Gases	
41-B	Male B-Size, LH to 1/4" ID Hose Barbed ¹	Acet./F. Gases	
45	Male B-Size, LH to 3/16" ID Hose Spiral ¹	Acet./F. Gases	


HOSE ADAPTORS, BRASS Pressures to 200 PSIG (1,400 kPa)



¹ **⚠ WARNING:** This product can expose you to lead, which is known to the State of California to cause cancer and birth defects or other reproductive harm. For more information go to www.P65Warnings.ca.gov.

A, B, C, & D SIZE FITTINGS


REGULATOR OUTLET BUSHINGS (ADAPTORS) Pressures to 200 PSIG (1,400 kPa)	PART NO.	DESCRIPTION	MATERIAL
	MALE NPT TO OXYGEN RH • MALE NPT TO ACET./F. GASES LH		
	132	1/8" NPT to A-Size RH ¹	Brass
	133	1/8" NPT to A-Size LH ¹	Brass
	134	1/4" NPT to A-Size RH ¹	Brass
	135	1/4" NPT to A-Size LH ¹	Brass
	136	1/8" NPT to B-Size RH ¹	Brass
	137	1/8" NPT to B-Size LH ¹	Brass
	32	1/4" NPT to B-Size RH ¹	Brass
	SS-32	1/4" NPT to B-Size RH ²	St. Steel
	33	1/4" NPT to B-Size LH ¹	Brass
	142	3/8" NPT to B-Size RH ¹	Brass
	SS-142	3/8" NPT to B-Size RH ²	St. Steel
	143	3/8" NPT to B-Size LH ¹	Brass
	144	1/2" NPT to B-Size RH ¹	Brass
	145	1/2" NPT to B-Size LH ¹	Brass
	C-34	1/4" NPT to C-Size RH ¹	Brass
	C-35	1/4" NPT to C-Size LH ¹	Brass
C-32	1/2" NPT to C-Size RH ¹	Brass	
C-33	1/2" NPT to C-Size LH ¹	Brass	
D-34	1/2" NPT to D-Size RH ¹	Brass	
D-35	1/2" NPT to D-Size LH ¹	Brass	
D-32	3/4" NPT to D-Size RH ¹	Brass	
D-33	3/4" NPT to D-Size LH ¹	Brass	


HOSE SPLICERS, BRASS Pressures to 200 PSIG (1,400 kPa)	PART NO.	DESCRIPTION	STYLE
		35	3/16" to 3/16" ID Hose ¹
34		1/4" to 1/4" ID Hose ¹	Spiral Hex
38		3/16" to 3/16" ID Hose ¹	Barb Hex
37		1/4" to 1/4" ID Hose ¹	Barb Hex
149		3/8" to 3/8" ID Hose ¹	Barb Hex
C-38		1/2" to 1/2" ID Hose ¹	Barb Hex
D-38		3/4" to 3/4" ID Hose ¹	Barb Hex
45		3/16" to 3/16" ID Hose ¹	Barb Round
44		1/4" to 1/4" ID Hose ¹	Barb Round
46		5/16" to 5/16" ID Hose ¹	Barb Round
47		3/8" to 3/8" ID Hose ¹	Barb Round
48		1/2" to 1/2" ID Hose ¹	Barb Round
53		1/8" to 1/8" ID Hose ¹	Barb No Stop
55		3/16" to 3/16" ID Hose ¹	Barb No Stop
54		1/4" to 1/4" ID Hose ¹	Barb No Stop
57		3/8" to 3/8" ID Hose ¹	Barb No Stop


¹ **⚠ WARNING:** This product can expose you to lead, which is known to the State of California to cause cancer and birth defects or other reproductive harm. For more information go to www.P65Warnings.ca.gov.

² **⚠ WARNING:** This product can expose you to chromium (hexavalent compounds), which is known to the State of California to cause cancer and birth defects or other reproductive harm. For more information go to www.P65Warnings.ca.gov.

CHAIN & PLUG ASSEMBLIES & DUST CAPS


PART NO.	THREAD SIZE	MATERIAL	
TN1-2	7/8" - 20	Brass ¹	<p style="text-align: center;">TORCH TIP NUT REPLACEMENTS TIP NUTS FOR CUTTING TORCHES & ATTACHMENTS</p>  <p style="text-align: center;">TN4-1 TN2-1</p>
TN2-1	15/16" - 18	Brass ¹	
TN2-2	7/8" - 20	Brass ¹	
TN3-1	7/8" - 20	Brass ¹	
TN4-1	7/8" - 20	Brass ¹	


PART NO.	DESCRIPTION	SIZE	SERVICE	
B-SIZE (9/16"-18 THREAD) C-SIZE (7/8"-14 THREAD) • D-SIZE (1-1/4"-12 THREAD)				<p style="text-align: center;">CHAIN & PLUG ASSEMBLIES, BRASS Pressures to 200 PSIG (1,400 kPa)</p>  <p style="text-align: center;">927</p>
922	5/8"-18 RH Male Nut (AVV-14A) & Plug ¹	Brass	O-200	
927	2-Piece Assembly, Gas Tight Seal, ¹ Female Oxygen RH Nut & Plug ¹	B-Size	CGA-022	
928	2-Piece Assembly, Gas Tight Seal, ¹ Female Acetylene LH Nut & Plug ¹	B-Size	CGA-023	
DC-B7	1-Piece Dust Cap, Not Gas Tight, ¹ Female Oxygen RH ¹	B-Size	CGA-022	
DC-B8	1-Piece Dust Cap, Not Gas Tight, ¹ Female Acetylene LH ¹	B-Size	CGA-023	
C-907	2-Piece Assembly, Gas Tight Seal, ¹ Female Oxygen, RH Nut & Plug ¹	C-Size	CGA-024	
C-908	2-Piece Assembly, Gas Tight Seal, ¹ Female Acetylene LH Nut & Plug ¹	C-Size	CGA-025	
DC-C8	1-Piece Dust Cap, Not Gas Tight, ¹ Female Acetylene LH ¹	C-Size	CGA-025	


PART NO.	DESCRIPTION	GAS	SERVICE	
DC-B7	RH Female B-Size ¹	Oxygen	CGA-022	<p style="text-align: center;">MANIFOLD ONE-PIECE DUST CAP ASSEMBLIES NOT GAS-TIGHT</p>  <p style="text-align: center;">DC-540</p>
DC-B8	LH Female B-Size ¹	Acetylene	CGA-023	
DC-C8	LH Female C-Size ¹	Acetylene	CGA-025	
DC-320	RH Female ¹	Carbon Dioxide	CGA-320	
DC-346	RH Female ¹	Air	CGA-346	
DC-350	LH Female ¹	Hydrogen	CGA-350	
DC-510	LH Male ¹	POL Acetylene	CGA-510	
DC-540	RH Female ¹	Oxygen	CGA-540	
DC-580	RH Male ¹	Nitrogen, Argon, Helium	CGA-580	
DC-660	RH Female ¹	Mixtures	CGA-660	

¹ **⚠️ WARNING:** This product can expose you to lead, which is known to the State of California to cause cancer and birth defects or other reproductive harm. For more information go to www.P65Warnings.ca.gov.

INERT ARC FITTINGS FOR MIG/TIG TORCHES

INERT ARC NUTS, BRASS (TIG) Pressures to 200 PSIG (1,400 kPa)		PART NO.	DESCRIPTION	SIZE	SERVICE
		A-SIZE (3/8"-24) • B-SIZE (5/8"-18) • C-SIZE (7/8"-14)			
		9	Inert Gas, Female RH ¹	A-Size	CGA-020
		10	Water, Female LH ¹	A-Size	CGA-021
		AW-21A	Inert Gas, Male RH ¹	A-Size	CGA-030
		<i>Use Above With AW-13, AW-24, A-Size Cable Nipples</i>			
		AW-7	Air/Water, Female RH ¹	B-Size	–
		<i>Use Above With AW-30 and AW-32 Couplers</i>			
		AW-14	Water, Male LH ¹	B-Size	CGA-033
		AW-14A	Inert Gas, Male RH ¹	B-Size	CGA-032
		<i>Use Above With All B-Size Inert Arc Nipples</i>			
AW-10	Water, Male LH ¹	C-Size	CGA-035		
AW-10A	Inert Gas, Male RH ¹	C-Size	CGA-034		
<i>Use Above With All C-Size Power Cable Nipples</i>					

PART NO.	DESCRIPTION	SIZE	INERT ARC NIPPLES, BRASS (TIG) Pressures to 200 PSIG (1,400 kPa)	
A-SIZE (3/8"-24) • B-SIZE (5/8"-18)				
AW-24	2" Long, Barb for 1/8" ID Hose ¹	A-Size		
AW-13	2" Long, Barb for 3/16" ID Hose ¹	A-Size		
<i>Use Above With 9, 10, AW-21, AW-21A Nuts</i>				
AW-3	2.175" Long, 1/8" NPT ¹	B-Size		
AW-16	2-7/32" Long, Barb for 1/8" ID Hose ¹	B-Size		
AW-17	2-7/32" Long, Barb for 1/4" ID Hose ¹	B-Size		
AW-18	2-7/32" Long, Barb for 3/16" ID Hose ¹	B-Size		
AW-19	2-7/32" Long, Barb for 3/8" ID Hose ¹	B-Size		
AW-20	2-7/32" Long, Barb for 5/16" ID Hose ¹	B-Size		
<i>Use Above With AW-14, AW-14A, AW-7 Nuts</i>				
AW-16B	1-13/32" Long, for 1/8" ID Hose, .190 OD ¹	B-Size		
AW-47	2-7/32" Long, Special 1/4" Barb ¹	B-Size		


INERT ARC ADAPTORS, BRASS Pressures to 200 PSIG (1,400 kPa)		PART NO.	DESCRIPTION	SIZE
		MALE TO FEMALE AIR-WATER CONNECTIONS FOR INERT ARC WELDING A-SIZE (3/8"-24") • B-SIZE (5/8"-18") • C-SIZE (7/8"-14")		
		AW-12	1/8" NPT Male to A-Size Female LH Water ¹	A-Size
		AW-12A	1/8" NPT Male to A-Size Female RH Inert Gas ¹	A-Size
		AW-152	1/8" NPT Male to B-Size Female LH Water ¹	B-Size
		AW-152A	1/8" NPT Male to B-Size Female RH Inert Gas ¹	B-Size
		AW-15	1/4" NPT Male to B-Size Female LH Water ¹	B-Size
		AW-15A	1/4" NPT Male to B-Size Female RH Inert Gas ¹	B-Size
		AW-28A	9/16"-18 Male to B-Size Female RH Inert Gas ¹	B-Size
		AW-27	1/4" NPT Male to C-Size Female LH Water ¹	C-Size
		AW-27A	1/4" NPT Male to C-Size Female RH Inert Gas ¹	C-Size

¹ **⚠ WARNING:** This product can expose you to lead, which is known to the State of California to cause cancer and birth defects or other reproductive harm. For more information go to www.P65Warnings.ca.gov.

INERT ARC FITTINGS FOR MIG/TIG TORCHES


PART NO.		DESCRIPTION
		B-SIZE (5/8"-18)
AW-403		RHM to CGA-022 9/16"-18 RHM ¹
AW-405		RHF to CGA-022 9/16"-18 RHF ¹
AW-406		LHF to B-Size RHF ¹
AW-407		RHM to B-Size RHF -90° ¹
AW-408		LHM to B-Size LHF -90° ¹
AW-409		RHM to B-Size RHM ¹
AW-427		RHM to 1/4" NPT M ¹
AW-428		LHM to 1/4" NPT M ¹
AW-432B		9/16" - 18 F to 5/8" - 18 F ¹

INERT ARC HOSE & TORCH ADAPTORS, BRASS
Pressures to 200 PSIG (1,400 kPa)




AW-405 **AW-427**

AW-409 **AW-407**


PART NO.		DESCRIPTION	SIZE
		INERT ARC HOSE COUPLERS, BRASS Pressures to 200 PSIG (1,400 kPa)	A-SIZE (3/8"-24) • B-SIZE (5/8"-18) • C-SIZE (7/8"-14)
 <p>AW-431A AW-430</p>	AW-430A	CGA-030 RH Female to A-Size RH Female ¹	A-Size
	AW-431A	CGA-031 LH Female to A-Size LH Female ¹	A-Size
	AW-430	CGA-032 RH Female to B-Size RH Female ¹	B-Size
	AW-431	CGA-033 LH Female to B-Size LH Female ¹	B-Size
	AW-430B	1/4" NPT Female to CGA-032 RH Female ¹	B-Size
	AW-430C	CGA-034 RH Female to C-Size RH Female ¹	C-Size
	AW-431C	CGA-035 LH Female to C-Size LH Female ¹	C-Size

PART NO.		DESCRIPTION	SIZE
AW-30		5/8"-18 Male RH to 5/8"-18 Male RH ¹	B-Size
AW-32		1/4"-18 NPT Male to 5/8"-18 Male RH ¹	B-Size
AW-34		5/8"-18 Male RH to 9/16"-18 Male RH ¹	B-Size
AW-35		5/8"-18 Male LH to 9/16"-18 Male LH ¹	B-Size

INERT ARC AIR-WATER COUPLERS, BRASS
Pressures to 200 PSIG (1,400 kPa)





AW-30 **AW-35**

PART NO.		DESCRIPTION	SIZE
		INERT ARC POWER CABLE ADAPTORS, BRASS (TIG) Pressures to 200 PSIG (1,400 kPa)	A-SIZE (3/8"-24) • B-SIZE (5/8"-18) • C-SIZE (7/8"-14)
 <p>AW-107 AW-110</p>	AW-105	RH Female to B-Size RH Female, 3/4" Hex, 2-1/8" Long ¹	B-Size
	AW-107	LH Female to B-Size LH Female, 3/4" Hex, 2-1/8" Long ¹	B-Size

¹ **WARNING:** This product can expose you to lead, which is known to the State of California to cause cancer and birth defects or other reproductive harm. For more information go to www.P65Warnings.ca.gov.

INERT ARC FITTINGS FOR MIG/TIG TORCHES

PART NO.		DESCRIPTION	SIZE
INERT ARC POWER CABLE NIPPLES & CONNECTOR ASSEMBLIES, BRASS Pressures to 200 PSIG (1,400 kPa)		ONE-PIECE POWER CABLE NIPPLE & TUBE CONNECTOR FOR CRIMPING A-SIZE (3/8"-24) • B-SIZE (5/8"-18)	
AW-44	AW-46	3/8" ID Hose, .367 OD Tube, 2 3/4" Long ¹	B-Size
		C-SIZE NIPPLES FOR CRIMPING CABLE, USE WITH AW-10 & AW-10A NUT C-SIZE (7/8"-14)	

PART NO.		DESCRIPTION	
ASSEMBLIES WITH COPPER TUBE FOR CRIMPING CABLE COPPER OR BRASS NIPPLE & SWIVEL NUT		INERT ARC POWER CABLE NUT, NIPPLE & COPPER TUBE ASSEMBLIES Pressures to 200 PSIG (1,400 kPa)	
AW-51	Nipple & .375" OD Copper Tube with RH 7/16"-20 Female Nut, 2 5/16" Long ¹		
AW-53	Nipple & .218" OD Copper Tube with RH 1/4"-28 Female Nut 1-15/16" Long ¹		

¹ **⚠ WARNING:** This product can expose you to lead, which is known to the State of California to cause cancer and birth defects or other reproductive harm. For more information go to www.P65Warnings.ca.gov.

"Y" CONNECTIONS & VALVES

PART NO.	DESCRIPTION	SERVICE
A-SIZE (3/8"-24 THREAD) • B-SIZE (9/16"-18 THREAD)		
101	Oxygen RH: B-Size F Inlet to B-Size M Outlets ¹	CGA-022
102	Acetylene/F. Gases LH: B-Size F Inlet to B-Size M Outlets ¹	CGA-023
401	Inert Gas RH: 5/8"-18 M Inlet to 5/8"-18 F Outlets ¹	CGA-032
402	Water, Industrial Air LH: 5/8"-18 M Inlet to 5/8"-18 F Outlets ¹	CGA-033
PRESSURES TO 3000 PSIG (20,700 kPa)		
111-5	Short "Y" Connection: 1/4" NPT M Inlet to 1/4" NPT F Outlets ¹	-
111-6	Short "Y" Connection: 1/8" NPT F Inlet +0 1/4" NPT F Outlets ¹	-

"Y" CONNECTIONS, BRASS
Pressures to 200 PSIG (1,400 kPa)


	PART NO.	DESCRIPTION	SERVICE
<p>VALVED "Y" CONNECTIONS, BRASS</p> <ul style="list-style-type: none"> • For use of two cutting and/or two welding torches at once • Precision shut off valves 	B-SIZE (9/16"-18 THREAD)		
	111*	Oxygen RH: B-Size F Inlet to B-Size M Outlets ¹	CGA-022
	112*	Acetylene/F. Gases LH: B-Size F Inlet to B-Size M Outlets ¹	CGA-023
	411	Inert Gas RH: 5/8"-18 M Inlet to 5/8"-18 F Outlets ¹	CGA-032
	412	Water, Industrial Air LH: 5/8"-18 M Inlet to 5/8"-18 F Outlets ¹	CGA-033
*Sold in retail clamshell packaging			

PART NO.	OUTLET	SERVICE	GAS
1/2" NPT MALE INLET • 7/8"-14 CGA MALE OUTLET			
WSV-1-1	RH, Gas Tight Plug/Chain ¹	CGA-024	Oxygen
WSV-1-2	LH, Gas Tight Plug/Chain ¹	CGA-025	Fuel Gas
WSV-1-1P	RH, No Outlet Protection ¹	CGA-024	Oxygen
WSV-1-2P	LH, No Outlet Protection ¹	CGA-025	Fuel Gas
WSV-1-1DC	RH, Dust Cap and Chain ¹	CGA-024	Oxygen
WSV-1-2DC	LH, Dust Cap and Chain ¹	CGA-025	Fuel Gas

VALVES, BRASS
Pressures to 200 PSIG (1,400 kPa) UL Listed

¹ **⚠ WARNING:** This product can expose you to lead, which is known to the State of California to cause cancer and birth defects or other reproductive harm. For more information go to www.P65Warnings.ca.gov.

VALVES

	PART NO.	BODY & SEAT STYLE	DESCRIPTION	MAX PSIG
CARTRIDGE VALVES STAINLESS STEEL, 1/4" NPT X 1/4" NPT  <p>110 Body Style</p>	SS-110S	Male, Metal-To-Metal Seat	For corrosive gases ²	6000
	SS-110K	Male, Soft Seat	Minimal force shut-off ²	3000
	SS-110M	Male, Metering Seat	Fine thread for accuracy ²	6000
	SS-120K	Male 90°, Soft Seat	Minimal force shut-off ²	3000
	SS-120M	Male 90°, Metering Seat	Fine thread for accuracy ²	6000
	SS-130S	Female, Metal-To-Metal Seat	For corrosive gases ²	6000
	SS-130M	Female, Metering Seat	Fine thread for accuracy ²	6000

PART NO.	DESCRIPTION	
B-SIZE (9/16"-18 THREAD)		BRASS BODY VALVES FOR NON-CORROSIVE GASES Pressures to 200 PSIG (1,400 kPa)  <p>205 215-AR</p>
203	Oxygen CGA-022: Inlet: B-Size Female Swivel Nut RH; Outlet: B-Size Male RH ¹	
204	Acetylene/F. Gases CGA-023: Inlet: B-Size Female Swivel Nut LH; Outlet: B-Size Male LH ¹	
205	Oxygen CGA-022: Inlet: 1/4" NPT Male; Outlet: B-Size Male RH ¹	
206	Acetylene/F. Gases CGA-023: Inlet: 1/4" NPT Male; Outlet: B-Size Male LH ¹	
207	Oxygen CGA-022: Inlet: B-Size Male RH; Outlet: 1/4" NPT Male ¹	
208	Acetylene/F. Gases CGA-023: Inlet: B-Size Male LH; Outlet: 1/4" NPT Male ¹	
208-F	Acetylene/F. Gases CGA-023: Inlet: B-Size Male LH; Outlet: 1/4" NPT Female ¹	
209	Oxygen CGA-022: Inlet: B-Size Male RH; Outlet: B-Size Male RH ¹	
210	Acetylene/F. Gases CGA-023: Inlet: B-Size Male LH; Outlet: B-Size Male LH ¹	
215-AR	Inert Gas CGA-032: Inlet: 1/4" NPT Male; Outlet: 5/8"-18 Female RH ¹	
215-FR	Inert Gas CGA-032: Inlet: 5/8"-18 Male Swivel Nut RH; Outlet: 5/8"-18 Female RH ¹	
PRESSURES TO 3000 PSIG (20,700 kPa)		
	All Non-Corrosive Gases:	
211	Inlet: 1/4" NPT Male; Outlet: 1/4" NPT Male ¹	
217	Inlet: 1/4" NPT Male; Outlet: 1/4" NPT Female ¹	
218	Inlet: 1/4" NPT Female; Outlet 1/4" NPT Male ¹	
218-D	Inlet: 1/4" NPT Female; Outlet 1/4" NPT Female ¹	

¹ **⚠ WARNING:** This product can expose you to lead, which is known to the State of California to cause cancer and birth defects or other reproductive harm. For more information go to www.P65Warnings.ca.gov.

² **⚠ WARNING:** This product can expose you to chromium (hexavalent compounds), which is known to the State of California to cause cancer and birth defects or other reproductive harm. For more information go to www.P65Warnings.ca.gov.

VALVES

SAFETY RELIEF VALVES

For Gaseous or Liquid Nitrogen, Oxygen, Air and other Cryogenic Fluids

- Use in cryogenic, pressure vessel, manifold and other demanding applications
- Silicone seat provides superior sealing/resealing
- Heavy duty brass construction resists corrosion

1/4" NPT RELIEF VALVE

- Temperature Range:
-100°F to +165°F
-73°C to +74°C
- Pressure Settings (PSIG)
22, 35, 50, 100, 125, 230, 235, 350
(others available upon request)
- Orifice Size: 1/4" Diameter
- Flow Coefficient
(Cv Factor): .65 Typical

1/2" NPT RELIEF VALVE

- Temperature Range:
-100°F to +165°F
-73°C to +74°C
- Pressure Settings (PSIG)
60, 75, 100, 150, 200, 250, 375
(others available upon request)
- Orifice Size: 5/16" Diameter
- Flow Coefficient
(Cv Factor): 1.3 Typical


PART NO.		DESCRIPTION
		1/4" NPT Inlet Relief Valves
WMV-4-22		22 PSIG Setting ¹
WMV-4-35		35 PSIG Setting ¹
WMV-4-50		50 PSIG Setting ¹
WMV-4-100		100 PSIG Setting ¹
WMV-4-125		125 PSIG Setting ¹
WMV-4-230		230 PSIG Setting ¹
WMV-4-235		235 PSIG Setting ¹
WMV-4-350		350 PSIG Setting ¹
WMV-4-7		Pipe-away Adaptor, All Models ¹
		1/2" NPT Inlet Relief Valves
WMV-8-75		75 PSIG Setting ¹
WMV-8-100		100 PSIG Setting ¹
WMV-8-150		150 PSIG Setting ¹
WMV-8-200		200 PSIG Setting ¹
WMV-8-250		250 PSIG Setting ¹
WMV-8-300		300 PSIG Setting ¹
WMV-8-350		350 PSIG Setting ¹
WMV-8-375		375 PSIG Setting ¹
WMV-8-7		Pipe-away Adaptor, All Models ¹



SAFETY RELIEF VALVES, BRASS






¹ **⚠️WARNING:** This product can expose you to lead, which is known to the State of California to cause cancer and birth defects or other reproductive harm. For more information go to www.P65Warnings.ca.gov.

CRIMPING TOOLS

BRASS DUAL HOSE BRACES, OVAL		PART NO.	INSIDE DIMENSION	LENGTH	METAL THICKNESS
		Dimensions In Inches			
 9116	9940P	.542 x 1.071 ¹	3/4	.024	
	453	.593 x 1.238 ¹	3/4	.025	
	454	.700 x 1.325 ¹	3/4	.025	

PART NO.	FOR HOSE ID	CLAMP ID	 500	 502
Dimensions In Inches				
500	3/16" ¹	7/16"		
501	1/4" ¹	1/2"		
502	1/4" ¹	9/16"		
503	3/8" ¹	5/8"		
504	3/8" ¹	1 1/16"		

 C-5A	 C-3	PART NO.	DESCRIPTION
		Crimp with Hammer Strike or Vise Pressure	
		C-1	2 Hole Jaw 5/8" Wide, Use on 3/16", 1/4" Hose ²
		C-3	3 Hole Jaw 1" Wide, Use on 3/16", 1/4", 3/8" Hose ²
		C-3B	3 Hole Jaw 1" Wide, Use on 1/4", 5/16", 3/8" Hose ²
		Crimp with Hand-Grip Pressure	
		C-5	2 Hole Jaw 1/2" Wide, Use on 3/16", 1/4" Hose ²
		C-5A	3 Hole Jaw 1/2" Wide, Use on 5/16", 11/32", 27/64" Hose ²
		C-6	2 Hole Jaw 1/2" Wide, Use on 5/8", 1 1/16" Hose ²

HEAVY-DUTY FERRULE CRIMP MACHINE Crimps Ferrules on 3/16", 1/4", 5/16", 3/8" Hose. Die Width, 1/2"	PART NO.	DESCRIPTION
	 CR-100	CR-100
Replacement Parts		
CR-100A		Die Block #1 with Pin ¹
CR-100B		Die Block #2 ¹
CR-100C		Die Block #3 ¹
CR-100D		Die Block #4 ¹
CR-100E		Die Block #5 (2 pcs.) ¹
CR-100F		Replacement Handle ¹
CR-100G		Handle Pivot Pin only ¹
CR-100H		Handle Pivot Pin/Ring set ¹
CR-100J	Cap Screw ¹	

¹ **⚠ WARNING:** This product can expose you to lead, which is known to the State of California to cause cancer and birth defects or other reproductive harm. For more information go to www.P65Warnings.ca.gov.

² **⚠ WARNING:** This product can expose you to chromium (hexavalent compounds), which is known to the State of California to cause cancer and birth defects or other reproductive harm. For more information go to www.P65Warnings.ca.gov.

BRASS HOSE FERRULES



PART NO.	INSIDE DIAMETER	LENGTH	RECOMMENDED HAND CRIMP TOOL
Listed By Size In Inches • Smallest To Largest ID			
6231	.330 ¹	1/2"	C-5A
620	.410 ¹	1/2"	C-5A
769	.450 ¹	9/16"	C-1, C-5, C-5A, CR-100
4750	.475 ¹	11/16"	CR-100
624	.500 ¹	1/2"	CR-100
7322	.500 ¹	1"	C-3B
625	.525 ¹	1/2"	C-3B
7323	.525 ¹	1"	C-3B
626	.548 ¹	31/64"	C-3B
7325	.562 ¹	1"	C-3B, C-5, CR-100
3588	.562 ¹	3/4"	C-3B, C-5, CR-100
K-K	.575 ¹	31/64"	C-1, C-3B, C-5, C-3, CR-100
7326	.593 ¹	1"	C-1, C-3B, C-3, C-5
7327	.625 ¹	1"	C-3B, C-6, CR-100
7328	.656 ¹	1"	C-3B, C-6, CR-100
7329	.687 ¹	1"	C-3, C-6, CR-100
7330-B	.718 ¹	1"	C-3, C-6
7331	.750 ¹	1"	C-3, C-6
7332	.781 ¹	1"	C-3, C-6
7333	.812 ¹	1"	
7244-A	.875 ¹	27/32"	
5029-A	.900 ¹	27/32"	


Since there is no industry standard for hose wall thickness, the ID of the hose cannot be used to determine the correct ferrule. To determine the proper size ferrule, measure the OD of the hose (as a decimal) and go up to the next larger size Ferrule ID listed above.

Example: If the hose OD is .555 "use a #7325 Ferrule, which has an ID of .562".

See page 18 for listing and descriptions of all Western hand crimp tools.

¹ **⚠️WARNING:** This product can expose you to lead, which is known to the State of California to cause cancer and birth defects or other reproductive harm. For more information go to www.P65Warnings.ca.gov.

HOSE REPAIR KITS



CK-3



CK-5



CK-28



HOSE REPAIR KITS

Hose repair kits include crimping tool, nuts, couplers, splicers, nipples and ferrules. (See page 18 for more information on crimp tools included in the kits)

PART NO.	DESCRIPTION
HOSE REPAIR KITS WITH "HAMMER-STRIKE" CRIMP TOOL: A-SIZE (3/8"-24) & B-SIZE (9/16"-18) FITTINGS	
CK-1	Kit with C-1 Crimp Tool for 3/16", 1/4" ID Hose ¹
CK-3	Kit with C-3 Crimp Tool for 3/16", 1/4", 3/8" ID Hose ¹
CK-20	Kit with C-1 Crimp Tool for 3/16", 1/4" ID Hose ¹
CK-22	Kit with C-1 Crimp Tool, for 1/4" ID Hose, B-Size Fittings Only ¹
HOSE REPAIR KITS WITH HAND-GRIP" CRIMP TOOL: B-SIZE (9/16"-18) FITTINGS ONLY	
CK-5	Kit with C-5 Crimp Tool for 3/16", 1/4" ID Hose (A & B size nuts) ¹
CK-6	Kit with C-6 Crimp Tool for 5/16", 3/8" ID Hose ¹
CK-24	Kit with C-5 Crimp Tool for 3/16", 1/4" ID Hose ¹
CK-26	Kit with C-5 Crimp Tool for 1/4" ID Hose, B-Size Fittings Only ¹
MINI HOSE REPAIR KIT	
CK-27	A-Size (3/8"- 24) & B-Size (9/16"- 18) Mini Kit (Does not include Crimp Tool) ¹
CK-28	B-Size (9/16"- 18) Mini Kit for 1/4" ID Hose (Does not include Crimp Tool) ¹
CK-30	B-Size Inert (5/8"- 18) Mini Kit for 1/4" ID Hose (Does not include Crimp Tool) ¹
HOSE REPAIR KIT B-SIZE (9/16"-18) FITTINGS ONLY	
CK-7	B-Size (9/16"-18) Kit, 189 Fittings in Case (Does not include Crimp Tool) ¹
HOSE REPAIR KIT CASE ONLY	
A10004P	Western Kit Case, 11" x 7" x 1-1/4"

PART NO.	DESCRIPTION
BRASS FERRULE & CRIMPING TOOL KIT	CK-10 Ferrule Kit, 134 Pieces, C-3B Crimp Tool ¹

¹ **⚠️ WARNING:** This product can expose you to lead, which is known to the State of California to cause cancer and birth defects or other reproductive harm. For more information go to www.P65Warnings.ca.gov.

PIPE THREAD FITTINGS

PART NO.	DESCRIPTION	MATERIAL	MAX PSIG (kPa)
(90° Female to Female NPT)			
BEL-4-4LP	1/4" x 1/4" ¹	Brass	1000 (6900)
BEL-4HP	1/4" x 1/4" ¹	Brass	3000 (20,700)
BEL-8HP	1/2" x 1/2" ¹	Brass	3000 (20,700)
(90° Female to Male NPT)			
BL-2-2LP	1/8" x 1/8" ¹	Brass	1000 (6900)
BL-2HP	1/8" x 1/8" ¹	Brass	3000 (20,700)
BL-4-2LP	1/4" x 1/8" ¹	Brass	1000 (6900)
BL-4-4LP	1/4" x 1/4" ¹	Brass	1000 (6900)
BL-4SS	1/4" x 1/4" ²	Stainless Steel	6000 (41,300)
BL-4HP	1/4" x 1/4" ¹	Brass	3000 (20,700)
BL-6HP	3/8" x 3/8" ¹	Brass	3000 (20,700)
BL-8HP	1/2" x 1/2" ¹	Brass	3000 (20,700)
(45° Female to Male NPT)			
BSL-4-4LP	1/4" x 1/4" ¹	Brass	1000 (6900)
BSL-4HP	1/4" x 1/4" ¹	Brass	3000 (20,700)

PIPE THREAD ELBOWS




PART NO.	DESCRIPTION	MATERIAL	MAX PSIG (kPa)
4-Way Female			
BCR-4LP	1/4" NPT ¹	Brass	1000 (6,900)
BCR-4HP	1/4" NPT ¹	Brass	3000 (20,700)

PIPE THREAD CROSSES



PART NO.	DESCRIPTION	MATERIAL	MAX PSIG (kPa)
3-Way Female			
BFT-4LP	1/4" NPT ¹	Brass	1000 (6,900)
BFT-4HP	1/4" NPT ¹	Brass	3000 (20,700)
BFT-4SS	1/4" NPT ²	St. Steel	6000 (41,300)
BFT-6HP	3/8" NPT ¹	Brass	3000 (20,700)
BFT-12HP	3/4" NPT ¹	Brass	3000 (20,700)
Female x Male			
BMT-2HP	1/8" NPT (Branch) ¹	Brass	3000 (20,700)
BMT-4LP	1/4" NPT (Branch) ¹	Brass	1000 (6,900)
BST-4LP	1/4" NPT (Street) ¹	Brass	1000 (6,900)
BMT-4HP	1/4" NPT (Branch) ¹	Brass	3000 (20,700)
BST-4HP	1/4" NPT (Street) ¹	Brass	3000 (20,700)

PIPE THREAD TEES



PART NO.	DESCRIPTION	LENGTH	HEX
BRASS, PRESSURES TO 3000 PSIG (20,700 kPa)			
BF-4-2HP	1/4" NPT x 1/8" NPT ¹	1.093"	3/4"
BF-6-4HP	3/8" NPT x 1/4" NPT ¹	1.281"	7/8"
BF-8-4HP	1/2" NPT x 1/4" NPT ¹	1.671"	1-1/8"
BF-12-8HP	3/4" NPT x 1/2" NPT ¹	1.700"	1-3/8"


PIPE THREAD REDUCER COUPLINGS, FEMALE TO FEMALE





¹ **WARNING:** This product can expose you to lead, which is known to the State of California to cause cancer and birth defects or other reproductive harm. For more information go to www.P65Warnings.ca.gov.


² **WARNING:** This product can expose you to chromium (hexavalent compounds), which is known to the State of California to cause cancer and birth defects or other reproductive harm. For more information go to www.P65Warnings.ca.gov.

PIPE THREAD FITTINGS

	PART NO.	DESCRIPTION	MATERIAL	LENGTH	HEX
PIPE THREAD ADAPTORS, FEMALE TO MALE To 3000 PSIG (20,700 kPa)  BA-4-2HP	BA-4-2HP	1/4" NPT x 1/8" NPT ¹	Brass	1.062"	3/4"
	BA-4HP	1/4" NPT x 1/4" NPT ¹	Brass	1.281"	3/4"
	BA-6-4HP	3/8" NPT x 1/4" NPT ¹	Brass	1.312"	7/8"
	BA-8-4HP	1/2" NPT x 1/4" NPT ¹	Brass	1.500"	1-1/8"
	BA-8-6HP	1/2" NPT x 3/8" NPT ¹	Brass	1.562"	1-1/8"

PART NO.	DESCRIPTION	MATERIAL	LENGTH	HEX	
To 3000 PSIG (41,300 kPa)					PIPE THREAD HEX NIPPLES, MALE TO MALE  B-4HP B-4SS
B-2HP	1/8" NPT x 1/8" NPT ¹	Brass	.937"	7/16"	
B-4HP	1/4" NPT x 1/4" NPT ¹	Brass	1.437"	5/8"	
B-6HP	3/8" NPT x 3/8" NPT ¹	Brass	1.500"	1-1/16"	
B-8HP	1/2" NPT x 1/2" NPT ¹	Brass	1.875"	7/8"	
B-9HP	3/4" NPT x 3/4" NPT ¹	Brass	1.937"	1-1/8"	
To 6000 PSIG (41,300 kPa)					
B-4SS	1/4" NPT x 1/4" NPT ²	St. Steel	1.437"	5/8"	

	PART NO.	DESCRIPTION	MATERIAL	LENGTH	HEX
PIPE THREAD COUPLINGS, FEMALE TO FEMALE  BF-4HP BF-4SS	To 3000 PSIG (20,700 kPa)				
	BF-2HP	1/8" NPT x 1/8" NPT ¹	Brass	.800"	9/16"
	BF-4HP	1/4" NPT x 1/4" NPT ¹	Brass	1.187"	3/4"
	BF-6HP	3/8" NPT x 3/8" NPT ¹	Brass	1.180"	7/8"
	BF-8HP	1/2" NPT x 1/2" NPT ¹	Brass	1.500"	1-3/8"
	BF-12HP	3/4" NPT x 3/4" NPT ¹	Brass	1.520"	1-3/8"
To 6000 PSIG (41,300 kPa)					
	BF-4SS	1/4" NPT x 1/4" NPT ²	St. Steel	1.187"	3/4"


PART NO.	DESCRIPTION	MATERIAL	LENGTH	HEX	
B-4-2HP	1/4" NPT x 1/8" NPT ¹	Brass	1.250"	5/8"	PIPE THREAD REDUCER BUSHINGS, MALE TO MALE Pressures to 3000 PSIG 20,700 kPa)  B-4-2HP
B-6-4HP	3/8" NPT x 1/4" NPT ¹	Brass	1.467"	11/16"	
B-8-4HP	1/2" NPT x 1/4" NPT ¹	Brass	1.687"	7/8"	
B-8-6HP	1/2" NPT x 3/8" NPT ¹	Brass	1.718"	7/8"	

¹ **⚠ WARNING:** This product can expose you to lead, which is known to the State of California to cause cancer and birth defects or other reproductive harm. For more information go to www.P65Warnings.ca.gov.

² **⚠ WARNING:** This product can expose you to chromium (hexavalent compounds), which is known to the State of California to cause cancer and birth defects or other reproductive harm. For more information go to www.P65Warnings.ca.gov.


PIPE THREAD FITTINGS

PART NO.	DESCRIPTION	MATERIAL	LENGTH	HEX	
BE-2-25HP	1/8" NPT ¹	Brass	2-1/2"	9/16"	PIPE THREAD EXTENSION ADAPTORS, FEMALE TO MALE Pressures to 3000 PSIG (20,700 kPa)
BE-4-3HP	1/4" NPT ¹	Brass	3"	3/4"	




BE-4-3HP

	PART NO.	DESCRIPTION	LENGTH	MATERIAL	HEX
PIPE THREAD BUSHINGS, FEMALE TO MALE Pressures to 3000 PSIG (20,700 kPa)	BB-2-4HP	1/8" NPT x 1/4" NPT ¹	.875"	Brass	5/8"
	BB-4-6HP	1/4" NPT x 3/8" NPT ¹	.968"	Brass	3/4"
	BB-4-8HP	1/4" NPT x 1/2" NPT ¹	1.125"	Brass	7/8"
	BB-4-12HP	1/4" NPT x 3/4" NPT ¹	1.168"	Brass	1-1/8"
	BB-6-8HP	3/8" NPT x 1/2" NPT ¹	1.125"	Brass	7/8"
	BB-8-12HP	1/2" NPT x 3/4" NPT ¹	1.168"	Brass	1-1/8"




BB-4-8HP

PART NO.	DESCRIPTION	MATERIAL	HEX	
Pressures to 3000 PSIG (20,700 kPa)				PIPE THREAD CAPS & PLUGS
PC-2HP	Cap, 1/8" NPT F ¹	Brass	5/8"	
PC-4HP	Cap, 1/4" NPT F ¹	Brass	3/4"	
PC-6HP	Cap, 3/8" NPT F ¹	Brass	7/8"	
PC-8HP	Cap, 1/2" NPT F ¹	Brass	1-1/8"	
P-4HP	Hex Plug, 1/4" NPT M ¹	Brass	5/8"	
P-6HP	Hex Plug, 3/8" NPT M ¹	Brass	7/8"	
P-8HP	Hex Plug, 1/2" NPT M ¹	Brass	1-1/8"	
Pressures to 6000 PSIG (41,300 kPa)				
P-4SS	Hex Plug, 1/4" NPT ²	Stainless Steel	5/8"	



P-4HP **PC-4HP**

	PART NO.	DESCRIPTION	MATERIAL	LENGTH
PIPE THREAD NIPPLES, MALE Pressures to 3000 PSIG (20,700 kPa)	BN-4-15HP	1/4" NPT ¹	Brass	1-1/2"
	BN-4-20HP	1/4" NPT ¹	Brass	2"
	BN-4-30HP	1/4" NPT ¹	Brass	3"
	BN-4-35HP	1/4" NPT ¹	Brass	3-1/2"
	BN-4-50HP	1/4" NPT ¹	Brass	5"
	BN-6-35HP	3/8" NPT ¹	Brass	3-1/2"
	BN-8-35HP	1/2" NPT ¹	Brass	3-1/2"



BN-4-20HP

¹ **⚠ WARNING:** This product can expose you to lead, which is known to the State of California to cause cancer and birth defects or other reproductive harm. For more information go to www.P65Warnings.ca.gov.

² **⚠ WARNING:** This product can expose you to chromium (hexavalent compounds), which is known to the State of California to cause cancer and birth defects or other reproductive harm. For more information go to www.P65Warnings.ca.gov.

REGULATOR INLET FILTERS & RINGS FOR NIPPLES

ORDERING INFORMATION - FILTERS FOR REGULATOR INLET NUTS & NIPPLES

Most brass and stainless steel nipples may be ordered in any of the following 3 configurations:

1. BRASS AND STAINLESS STEEL NIPPLES WITHOUT A FILTER.

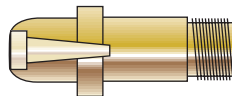
Simply order the part numbers as listed in the tables on pages 25 through 32 of this catalog.

2. BRASS NIPPLES REQUIRING A FILTER RECESS. (NO FILTER INSTALLED)

Add a "-S" to the part numbers listed in the tables on pages 25 through 32 of this catalog.

Brass nipples may be ordered with a filter recess. Filters are placed at the front or rear of the nipple, depending on the nipple design.


Example:



Part No. 63 - S
Brass Nipple with recess¹

3. BRASS AND STAINLESS STEEL NIPPLES WITH INSTALLED FILTER.

Add a "-SF" to the part numbers listed in the tables of pages 25 through 32 of this catalog.



Part No. CO - 3SF
100 Mesh stainless steel filter¹

PART NO.	DESCRIPTION	FILTERS FOR REGULATOR INLET NIPPLES
S-3	Porous Metal: Nickel Plated Bronze, 45 Microns ¹ *May be used with all stainless steel and brass nipples, except for CGA-320 nipples	

S-3
Porous Metal

RETAINER RING FOR SELECTED NIPPLES In Position	PART NO.	DESCRIPTION
		M00-5

¹ **WARNING:** This product can expose you to lead, which is known to the State of California to cause cancer and birth defects or other reproductive harm. For more information go to www.P65Warnings.ca.gov.

² **WARNING:** This product can expose you to chromium (hexavalent compounds), which is known to the State of California to cause cancer and birth defects or other reproductive harm. For more information go to www.P65Warnings.ca.gov.

REGULATOR INLET NUTS & NIPPLES

PRODUCT SPECIFICATION GUIDE AND ORDERING INFORMATION FOR REGULATOR INLET NUTS AND NIPPLES

Western offers nuts and nipples in a variety of materials and styles to fit a full range of gas service requirements. Five different types of nut/nipple combinations are available:

- Brass nut and nipple
- Stainless steel nut and nipple
- Nut and nipple with check valve
- Nut and nipple recessed for tubing
- Hand tight nut and nipple

Please note that all types may not be available for certain gas services.

NIPPLES WITH CHECK VALVES

Nipples with integral check valves are designed to provide additional safety in Manifold Systems and other equipment.

- Check Valve Nipples can be built into Pigtailes, Tee Connections and Manifold Blocks to resist back flow of gases from lines, equipment and cylinders.
- Check valves are factory installed and are 100% tested.

Check valves are for reverse flows only – they are not to be used as Flashback Arrestors.

(See page 34 for more information on Western's line of flashback arrestors.)

HAND TIGHT NUTS & NIPPLES

Western Hand-Tight Nuts provide for easy installation and are available in brass or with plastic grips.

- Lightweight plastic grips have labels which are color-coded for gas service.
- All brass nuts are machined to CGA specifications and designed with wrench flats.
- O-ring type nipples should always be used with hand-tight nuts.
- CGA fittings rated over 3000 PSIG do not have soft tips and final gas-tight seating requires wrench action.

	PART NO.	PART	DESCRIPTION	SERVICE
<p>REGULATOR NUTS & NIPPLES, BRASS Pressures to 500 PSIG (3,400 kPa)</p> <p>305-2 305-3</p>	CGA - 200 FOR "MC" TANK ACETYLENE			
	305-2	Nut	Brass, "MC" T, .628"-20 NGO, RH Female ¹	CGA-200
	305-3A	Nipple	Brass, 1/8" NPT, 1 1/4" Long ¹	CGA-200


¹ **⚠ WARNING:** This product can expose you to lead, which is known to the State of California to cause cancer and birth defects or other reproductive harm. For more information go to www.P65Warnings.ca.gov.

REGULATOR INLET NUTS & NIPPLES


PART NO.		PART	DESCRIPTION	SERVICE
NIPPLE ASSEMBLY		CGA - 240 FOR AMMONIA		
Pressures to 500 PSIG (3,445 kPa)		SS-24-3	Nipple	St. Steel, Nipple, 1/4" NPT ²
				CGA-240

PART NO.	PART	DESCRIPTION	SERVICE
CGA - 280 FOR MEDICAL BREATHING MIXTURES			
284	Nut	Brass, .750"-14 NGO, RH Female ¹	CGA-280
283	Nipple	Brass, 1/4" NPT, 2" Long ¹	CGA-280
CGA - 296 FOR INDUSTRIAL MIXTURES OF OXYGEN			
29-2	Nut	Brass, .803"-14 UNS-2A, RH Male ¹	CGA-296
29-3	Nipple	Brass, 1/4" NPT, 3" Long ¹	CGA-296
6296	Nut	Brass, Hand-Tight, RH Male ¹	CGA-296

REGULATOR NUTS & NIPPLES, BRASS
Pressures to 3000 PSIG (20,700 kPa)




PART NO.		PART	DESCRIPTION	SERVICE
REGULATOR NUTS & NIPPLES, BRASS		CGA - 300 FOR COMMERCIAL ACETYLENE		
Pressures to 500 PSIG (3,445 kPa)		16-2	Nut	Brass, .830"-14 NGO, RH Female ¹
		16-3	Nipple	Brass, 1/4" NPT, 1-15/16" Long ¹
		16-8	Nipple	Brass, 1/4" NPT, 2-1/2" Long ¹
		16-8CV	Nipple	Brass, 1/4" NPT, 2-1/2" Long w/CV ¹
		616-2P	Nut	Hand-Tight, Plastic Grip, RH Female ¹
		616-3	Nipple	Hand-Tight, 1/4" NPT, 2-1/2" Long ¹



PART NO.	PART	DESCRIPTION	SERVICE
CGA - 350 FOR HYDROGEN/NATURAL GAS			
82	Nut	Brass, .830"-14 NGO, LH Female ¹	CGA-350
83	Nipple	Brass, 1/4" NPT, 2-1/2" Long ¹	CGA-350
83-CV	Nipple	Brass, 1/4" NPT, 2-1/2" Long w/Check V ¹	CGA-350
83-M1	Nipple	Recessed for 1/4" OD Tube ¹	CGA-350
87	Nipple	Brass, 1/4" NPT, 3" Long ¹	CGA-350
682	Nut	Brass, Hand-Tight, LH Female ¹	CGA-350
682P	Nut	Plastic Grip, Hand-Tight, LH Female ¹	CGA-350
683	Nipple	Hand-Tight, 1/4" NPT, 2-1/2" Long ¹	CGA-350
683-PT	Tip	Soft Tip Replacement	CGA-350
SS-82	Nut	St. Steel, .830"-14 NGO, LH Female ²	CGA-350
SS-83	Nipple	St. Steel, 1/4" NPT, 2-1/2" Long ²	CGA-350
SS-83M1	Nipple	Recessed for 1/4" OD Tube ²	CGA-350
CGA - 410 FOR CANADIAN ACETYLENE			
410-2	Nut	Brass, .855"-14 NGO, LH Female ¹	CGA-410
410-3	Nipple	Brass, 1/4" NPT, 2-1/2" Long ¹	CGA-410
CGA - 500 FOR MEDICAL MIXTURES			
15-8	Nipple	Brass, 1/4" NPT, 2-1/2" Long ¹	CGA-500
15-8CV	Nipple	Brass, 1/4" NPT, 2-1/2" Long w/CV ¹	CGA-500
15-8M1	Nipple	Recessed for 1/4" OD Tube ¹	CGA-500
15-8M2	Nipple	Recessed for 5/16" OD Tube ¹	CGA-500
15-8M3	Nipple	Recessed for 3/8" OD Tube ¹	CGA-500
15-3	Nipple	Brass, 1/4" NPT, 4-1/2" Long ¹	CGA-500
15-4	Nipple	Recessed for 1/4" OD Tube ¹	CGA-500
15-11	Nipple	Recessed for 5/16" OD Tube ¹	CGA-500
500-2	Nut	Brass, .880"-14 NGO, RH Male ¹	CGA-500

REGULATOR NUTS & NIPPLES, BRASS & STAINLESS STEEL
Pressures to 3000 PSIG (20,700 kPa)



¹ **⚠ WARNING:** This product can expose you to lead, which is known to the State of California to cause cancer and birth defects or other reproductive harm. For more information go to www.P65Warnings.ca.gov.

² **⚠ WARNING:** This product can expose you to chromium (hexavalent compounds), which is known to the State of California to cause cancer and birth defects or other reproductive harm. For more information go to www.P65Warnings.ca.gov.

REGULATOR INLET NUTS & NIPPLES


PART NO.	PART	DESCRIPTION	SERVICE
CGA - 320 FOR CARBON DIOXIDE			
CO-2	Nut	Brass, .830"-14 NGO RH Female ¹	CGA-320
CO-3	Nipple	Brass, 1/4" NPT, 2" Long w/washer ¹	CGA-320
CO-4	Nipple	Brass, 1/4" NPT, 2-1/2" Long w/washer ¹	CGA-320
CO-4CV	Nipple	Brass, 1/4" NPT, 2-1/2" Long w/Check ¹	CGA-320
CO-3M2	Nipple	Recessed for 5/16" OD Tube ¹	CGA-320
6-CO-2	Nut	Brass, Hand-Tight, RH Female ¹	CGA-320
6-CO-2P	Nut	Plastic Grip, Hand-Tight, RH Female ¹	CGA-320
6-CO-4	Nipple	Hand-Tight, 1/4" NPT, 2-1/2" Long ¹	CGA-320
SS-CO-2	Nut	St. Steel, .830"-14 NGO, RH Female ²	CGA-320
SS-CO-3	Nipple	St. Steel, 1/4" NPT, 2" Long ²	CGA-320
CO-1TW	Washer	PTFE, Snap-In	CGA-320
CO-5	Washer	Fiber, Flat	CGA-320
CO-6	Washer	PTFE, Flat	CGA-320
CO-6N	Washer	Nylon, Snap-In	CGA-320
CGA - 326 FOR NITROUS OXIDE			
13-2	Nut	Brass, .830"-14 NGO, RH Female ¹	CGA-326
13-3	Nipple	Brass, 1/4" NPT, 2-1/2" Long ¹	CGA-326
13-3CV	Nipple	Brass, 1/4" NPT, 2-1/2" Long w/Check V ¹	CGA-326
613-2P	Nut	Plastic Grip, Hand-Tight, RH Female ¹	CGA-326
613-5	Nipple	Hand-Tight, 1/4" NPT, 2-1/2" Long ¹	CGA-326
613-KPT	Tip	Soft Tip, Replacement	CGA-326
SS-13-2	Nut	St. Steel, .830"-14 NGO, RH Female ²	CGA-326
CGA - 330 FOR NON-CORROSIVE GASES (BRASS) OR CORROSIVE GASES (STAINLESS STEEL)			
SS-334	Nut	St. Steel, .830"-14 NGO, LH Female ²	CGA-330
SS-333	Nipple	St. Steel, 1/4" NPT, 2" Long ²	CGA-330
335	Washer	PTFE	CGA-330
CO-6N	Washer	Nylon, Snap-In	CGA-330
CGA - 346 FOR AIR			
14-2	Nut	Brass, .830"-14 NGO, RH Female ¹	CGA-346
14-3	Nipple	Brass, 1/4" NPT, 2-1/2" Long ¹	CGA-346
14-3CV	Nipple	Brass, 1/4" NPT, 2-1/2" Long w/Check ¹	CGA-346
614-2P	Nut	Plastic Grip, Hand-Tight, RH Female ¹	CGA-346
614-5	Nipple	Hand-Tight, 1/4" NPT, 2-1/2" Long ¹	CGA-346
614-KPT	Tip	Soft Tip Replacement	CGA-346
SS-14-2	Nut	St. Steel, .830"-14 NGO, RH Female ²	CGA-346
SS-14-3	Nipple	St. Steel, 1/4" NPT, 2-1/2" Long ²	CGA-346

REGULATOR NUTS & NIPPLES, BRASS & STAINLESS STEEL Pressures to 3000 PSIG (20,700 kPa)



PART NO.	PART	DESCRIPTION	SERVICE
CGA - 347 FOR AIR/HIGH PRESSURE			
347-2	Nut	Brass, .830"-14 NGO, RH Female ¹	CGA-347
347-3	Nipple	Brass, 1/4" NPT, 3" long ¹	CGA-347
6347-2	Nut	Hand-Tight, RH Female ¹	CGA-347
6347-3	Nipple	Hand-Tight, 1/4" NPT, 3" Long ¹	CGA-347
6347-3-3	O-Ring	Replacement	CGA-347
SS-347-2	Nut	St. Steel, .830"-14 NGO, RH Female ²	CGA-347
SS-347-3	Nipple	St. Steel, 1/4" NPT, 3" Long ²	CGA-347
SS-6347-2	Nut	Hand-Tight, St. Steel, RH Female ²	CGA-347
SS-6347-3	Nipple	Hand-Tight, St. Steel, 1/4" NPT, 3" Long ²	CGA-347

REGULATOR NUTS & NIPPLES, BRASS & STAINLESS STEEL Pressures 3001 PSIG TO 5500 PSIG (37,950 kPa)



¹ **WARNING:** This product can expose you to lead, which is known to the State of California to cause cancer and birth defects or other reproductive harm. For more information go to www.P65Warnings.ca.gov.

² **WARNING:** This product can expose you to chromium (hexavalent compounds), which is known to the State of California to cause cancer and birth defects or other reproductive harm. For more information go to www.P65Warnings.ca.gov.

REGULATOR INLET NUTS & NIPPLES

PART NO.	PART	DESCRIPTION	SERVICE
CGA - 510 FOR POL ACETYLENE			
15-2	Nut	Brass, .880"-14 NGO, LH Male ¹	CGA-510
15-3	Nipple	Brass, 1/4" NPT, 3" Long ¹	CGA-510
15-4	Nipple	Brass, 1/4" NPT, 3-1/2" Long ¹	CGA-510
15-5	Nipple	Brass, 1/2"-27, 4" Long ¹	CGA-510
15-8	Nipple	Brass, 1/4" NPT, 2-1/2" Long ¹	CGA-510
15-8CV	Nipple	Brass, 1/4" NPT, 2-1/2" Long w/Check ¹	CGA-510
15-9	Nipple	Brass, 1/2"-27, 3" Long ¹	CGA-510
15-11	Nipple	Brass, 1/4" NPT, 4-1/4" Long ¹	CGA-510
15-8M1	Nipple	Recessed for 1/4" OD Tube ¹	CGA-510
15-8M2	Nipple	Recessed for 5/16" OD Tube ¹	CGA-510
15-8M3	Nipple	Recessed for 3/8" OD Tube ¹	CGA-510
615-2	Nut	Brass, Hand-Tight, LH Male ¹	CGA-510
615-2P	Nut	Plastic Grip, Hand-Tight, LH Male ¹	CGA-510
615-3	Nipple	Hand-Tight, 1/4" NPT, 3-1/2" Long, w/O-Ring ¹	CGA-510
615-3T	Nipple	Hand-Tight, 1/4" NPT, 3" Long, w/Soft Tip ¹	CGA-510
615-8M1T	Nipple	Hand-Tight, Recessed for 1/4" Tube w/Soft Tip ¹	CGA-510
615-0	O-Ring	Replacement O-Ring (RO-111V)	CGA-510
615-PT	Tip	Soft Tip Replacement	CGA-510
SS-15-2	Nut	St. Steel, .880"-14 NGO, LH Male ²	CGA-510
SS-15-3	Nipple	St. Steel, 1/4" NPT, 3" Long ²	CGA-510
SS-15-3CV	Nipple	St. Steel, 1/4" NPT, 3" Long w/CV ²	CGA-510
SS-15-8M1	Nipple	Recessed for 1/4" OD Tube ²	CGA-510
CGA - 520 FOR "B" TANK - ACETYLENE			
300-2	Nut	Brass, .899"-18 NGO, RH Female ¹	CGA-520
300-3	Nipple	Brass, 1/4" NPT, 1-3/4" Long ¹	CGA-520

REGULATOR NUTS & NIPPLES, BRASS & STAINLESS STEEL Pressures to 500 PSIG (3,400 kPa)



PART NO.	PART	DESCRIPTION	SERVICE
CGA - 540 FOR OXYGEN			
62	Nut	Brass, .908"-14 NGO, RH Female ¹	CGA-540
63-CV	Nipple	Brass, 1/4" NPT, 2" Long w/CV ¹	CGA-540
63	Nipple	Brass, 1/4" NPT, 2-1/6" Long ¹	CGA-540
66	Nipple	Brass, 1/4" NPT, 2-1/2" Long ¹	CGA-540
69	Nipple	Brass, 1/4" NPT, 3" Long ¹	CGA-540
67	Nipple	Brass, 1/2"-27, 2-1/2" Long ¹	CGA-540
63-M1	Nipple	Recessed for 1/4" OD Tube ¹	CGA-540
63-M2	Nipple	Recessed for 5/16" OD Tube ¹	CGA-540
662	Nut	Brass, Hand-Tight, RH Female ¹	CGA-540
662P	Nut	Plastic Grip, Hand-Tight, RH Female ¹	CGA-540
663	Nipple	Hand-Tight, 1/4" NPT, 2-1/2" Long ¹	CGA-540
663-KPT	Tip	Soft Tip Replacement	CGA-540
SS-62	Nut	St. Steel, .908"-14 NGO, RH Female ²	CGA-540
SS-63	Nipple	St. Steel, 1/4" NPT, 2-1/2" Long ²	CGA-540
CGA - 555 FOR BUTANE, PROPANE (LIQUID WITHDRAWL)			
72	Nut	Brass, .908"-14 NGO, LH Female ¹	CGA-555
63-CV	Nipple	Brass, 1/4" NPT, 2" Long w/Check V ¹	CGA-555
73	Nipple	Brass, 1/4" NPT, 2-1/16" Long ¹	CGA-555
672	Nut	Brass, Hand-Tight, LH Female ¹	CGA-555
673	Nipple	Brass, 2-1/2" NPT	CGA-555
673-KPT	Nipple		CGA-555
CGA - 577 FOR OXYGEN: 4,000 PRESSURE TO 4000 PSIG			
577-2	Nut	Brass, .965"-14 NGO, RH Female ¹	CGA-577
577-4SF	Nipple	Brass w/Filter, 1/4" NPT, 3" Long ¹	CGA-577


REGULATOR NUTS & NIPPLES, BRASS & STAINLESS STEEL Pressures to 3000 PSIG (20,700 kPa)





¹ **⚠ WARNING:** This product can expose you to lead, which is known to the State of California to cause cancer and birth defects or other reproductive harm. For more information go to www.P65Warnings.ca.gov.

² **⚠ WARNING:** This product can expose you to chromium (hexavalent compounds), which is known to the State of California to cause cancer and birth defects or other reproductive harm. For more information go to www.P65Warnings.ca.gov.

REGULATOR INLET NUTS & NIPPLES

REGULATOR NUTS & NIPPLES, BRASS & STAINLESS STEEL Pressures to 3000 PSIG (20,700 kPa)	PART NO.	PART	DESCRIPTION	SERVICE
	CGA - 580 FOR ARGON, HELIUM & NITROGEN			
	92	Nut	Brass, .960"-14 NGO, RH Male ¹	CGA-580
	15-3	Nipple	Brass, 1/4" NPT, 3" Long ¹	CGA-580
	15-4	Nipple	Brass, 1/4" NPT, 3-1/2" Long ¹	CGA-580
	15-8	Nipple	Brass, 1/4" NPT, 2-1/2" Long ¹	CGA-580
	15-8CV	Nipple	Brass, 1/4" NPT, 2-1/2" Long w/CV ¹	CGA-580
	15-11	Nipple	Brass, 1/4" NPT, 4-1/2" Long ¹	CGA-580
	15-9	Nipple	Brass, 1/2"-27, 3" Long ¹	CGA-580
	15-5	Nipple	Brass, 1/2"-27, 4" Long ¹	CGA-580
	15-8M1	Nipple	Recessed For 1/4" OD Tube ¹	CGA-580
	15-8M2	Nipple	Recessed For 5/16" OD Tube ¹	CGA-580
	692	Nut	Brass, Hand-Tight, RH Male ¹	CGA-580
	692P	Nut	Plastic Grip, Hand-Tight, RH Male ¹	CGA-580
	615-0	O-Ring	Replacement O-Ring (RO-111V)	CGA-580
	615-PT	Tip	Soft Tip Replacement	CGA-580
	615-3	Nipple	Hand-Tight, 1/4" NPT, 3-1/2" Long, w/O-Ring ¹	CGA-590
	615-3T	Nipple	Hand-Tight, 1/4" NPT, 3" Long, w/Soft Tip ¹	CGA-590
	615-8M1T	Nipple	Hand-Tight, 1/4" OD Tube, 2-1/8" Long ¹	CGA-580
	SS-92	Nut	St. Steel, .960"-14 NGO, RH Male ²	CGA-580
	SS-15-3	Nipple	St. Steel, 1/4" NPT, 3" Long ²	CGA-580
	SS-15-3CV	Nipple	St. Steel, 1/4" NPT, 3" Long w/CV ²	CGA-580
SS-15-8M1	Nipple	Recessed For 1/4" OD Tube ²	CGA-580	

PART NO.	PART	DESCRIPTION	SERVICE	REGULATOR NUTS & NIPPLES, BRASS & STAINLESS STEEL Pressures to 3000 PSIG (20,700 kPa)
CGA - 590 FOR INDUSTRIAL AIR				
93	Nut	Brass, .960"-14 NGO, LH Male ¹	CGA-590	
15-3	Nipple	Brass, 1/4" NPT, 3" Long ¹	CGA-590	
15-4	Nipple	Brass, 1/4" NPT, 3-1/2" Long ¹	CGA-590	
15-8	Nipple	Brass, 1/4" NPT, 2-1/2" Long ¹	CGA-590	
15-8CV	Nipple	Brass, 1/4" NPT, 2-1/2" Long w/CV ¹	CGA-590	
15-9	Nipple	Brass, 1/2"-27, 3" Long ¹	CGA-590	
15-5	Nipple	Brass, 1/2"-27, 4" Long ¹	CGA-590	
15-11	Nipple	Brass, 1/4" NPT, 4-1/2" Long ¹	CGA-590	
15-8M1	Nipple	Recessed For 1/4" OD Tube ¹	CGA-590	
15-8M2	Nipple	Recessed For 5/16" OD Tube ¹	CGA-590	
15-8M3	Nipple	Recessed For 3/8" OD Tube ¹	CGA-590	
693	Nut	Brass, Hand-Tight, LH Male ¹	CGA-590	
693P	Nut	Plastic Grip, Hand-Tight, LH Male ¹	CGA-590	
615-3	Nipple	Hand-Tight, 1/4" NPT, 3-1/2" Long, w/O-Ring ¹	CGA-590	
615-3T	Nipple	Hand-Tight, 1/4" NPT, 3" Long, w/Soft Tip ¹	CGA-590	
615-0	O-Ring	Replacement O-Ring (RO-111V)	CGA-590	
615-PT	Tip	Soft Tip Replacement	CGA-590	
SS-93	Nut	St. Steel, .960"-14 NGO, LH Male ²	CGA-590	
SS-15-3	Nipple	St. Steel, 1/4" NPT, 3" Long ²	CGA-590	
SS-15-3CV	Nipple	St. Steel, 1/4" NPT, 3" Long w/CV ²	CGA-590	
SS-15-8M1	Nipple	Recessed For 1/4" OD Tube ²	CGA-590	
CGA - 660 FOR REFRIGERANT GASES				
604	Nut	Brass, 1.035"-14 NGO, RH Female ¹	CGA-660	
603	Nipple	Brass, 1/4" NPT, 1-3/4" Long ¹	CGA-660	
603-A	Nipple	Brass, 1/4" NPT, 2-1/4" Long ¹	CGA-660	
SS-603A	Nipple	St. Steel, 1/4" NPT, 2-1/4" Long ²	CGA-660	
SS-604	Nut	St. Steel, 1.035"-14 NGO, RH Female ²	CGA-660	
665	Washer	PTFE	CGA-660	

¹ **⚠️ WARNING:** This product can expose you to lead, which is known to the State of California to cause cancer and birth defects or other reproductive harm. For more information go to www.P65Warnings.ca.gov.

² **⚠️ WARNING:** This product can expose you to chromium (hexavalent compounds), which is known to the State of California to cause cancer and birth defects or other reproductive harm. For more information go to www.P65Warnings.ca.gov.

REGULATOR INLET NUTS & NIPPLES

PART NO.	PART	DESCRIPTION	SERVICE
CGA - 670 FOR MIXTURES			
SS-704	Nut	St. Steel, 1.035"-14 NGO, LH Female ²	CGA-670
SS-703A	Nipple	St. Steel, 1/4" NPT, 2-1/2" Long ²	CGA-670
665	Washer	PTFE	CGA-670


**REGULATOR NUTS & NIPPLES,
STAINLESS STEEL**
Pressures to 500 PSIG (3,400 kPa)

PART NO.	PART	DESCRIPTION	SERVICE
CGA - 677 FOR INERT GASES			
SS-60-2	Nut	St. Steel, 1.035"-14 NGO, LH Female ²	CGA-677
SS-60-3	Nipple	St. Steel, 1/4" NPT, 2-1/2" Long ²	CGA-677
SS-60-4	Nipple	St. Steel, 3/8" NPT, 3" Long ²	CGA-677
SS-60M1	Nipple	Recessed For 1/4" OD Tube ²	CGA-677

**REGULATOR NUTS & NIPPLES,
STAINLESS STEEL**
Pressures to 7500 PSIG (41,300 kPa)

PART NO.	PART	DESCRIPTION	SERVICE
CGA - 680 FOR INERT GASES			
680-2	Nut	Brass, 1.040"-14 NGO RH Male ¹	CGA-680
680-3SF	Nipple	Brass w/Filter, 1/4" NPT, 3" Long ¹	CGA-680
680-4SF	Nipple	Brass w/Filter, 1/4" NPT, 3-1/2" Long ¹	CGA-680
6680	Nut	Hand-Tight (Use With 680-4SF Nipple) ¹	CGA-680
CGA - 695 FOR FLAMMABLE GASES			
680-3SF	Nipple	Brass w/Filter, 1/4" NPT, 3" Long ¹	CGA-695
680-4SF	Nipple	Brass w/Filter, 1/4" NPT, 3-1/2" Long ¹	CGA-695

REGULATOR NUTS & NIPPLES, BRASS
Pressures from 3000 PSIG (20,700 kPa)



680-2
680-3SF

PART NO.	PART	DESCRIPTION	SERVICE
CGA - 701 FOR OXYGEN			
701-2	Nut	Brass, 1.108"-14 NGO, RH Female ¹	CGA-701
701-4SF	Nipple	Brass w/Filter, 1/4" NPT, 3" Long ¹	CGA-701

REGULATOR NUTS & NIPPLES, BRASS
Pressures 4000 PSIG (27,600 kPa) to 5500 PSIG (37,950 kPa)

PART NO.	PART	DESCRIPTION	SERVICE
CGA - 702 FOR MIXTURES			
702-2	Nut	Brass, 1.120"-14 NGO, RH Male ¹	CGA-702
680-3SF	Nipple	Brass w/Filter, 1/4" NPT, 3" Long ¹	CGA-702
680-4SF	Nipple	Brass w/Filter, 1/4" NPT, 3-1/2" Long ¹	CGA-702

REGULATOR NUTS & NIPPLES, BRASS
Pressures from 5500 PSIG (37,950 kPa) to 7500 PSIG (51,750 kPa)

PART NO.	PART	DESCRIPTION	SERVICE
CGA - 703 FOR METHANE & HYDROGEN			
680-3SF	Nipple	Brass w/Filter, 1/4" NPT, 3" Long ¹	CGA-703
680-4SF	Nipple	Brass w/Filter, 1/4" NPT, 3-1/2" Long ¹	CGA-703

REGULATOR NUTS & NIPPLES, BRASS
Pressures from 5500 PSIG (37,950 kPa) to 7500 PSIG (51,750 kPa)

PART NO.	PART	DESCRIPTION	SERVICE
CGA - 705 FOR AMMONIA			
SS-705	Nut	St. Steel, 1.125"-14 UNS-2A, RH Female ²	CGA-705
SS-705-3	Nipple	1/4" NPT, 2-1/2" Long ²	CGA-705
705	Washer	PTFE	CGA-705

**REGULATOR NUTS & NIPPLES,
STAINLESS STEEL**
Pressures to 3000 PSIG (20,700 kPa)

¹ **⚠️ WARNING:** This product can expose you to lead, which is known to the State of California to cause cancer and birth defects or other reproductive harm. For more information go to www.P65Warnings.ca.gov.

² **⚠️ WARNING:** This product can expose you to chromium (hexavalent compounds), which is known to the State of California to cause cancer and birth defects or other reproductive harm. For more information go to www.P65Warnings.ca.gov.

CHECK VALVES


REVERSE FLOW CHECK VALVES

For torch and regulator applications, Western Check Valves guard against danger caused by plugged tips, over-pressurizing or incorrect startup procedures. Proper Check Valve installation helps prevent accidents caused by gases mixing in hoses, regulators or cylinders.

NOTE: CHECK VALVES DO NOT STOP FLASHBACKS. SEE PAGE 34 FOR MORE INFORMATION ON WESTERN'S FLASHBACK ARRESTORS.

Western's reverse flow Check Valves meet or exceed CGA and OSHA requirements (Pamphlet CGA-E2) and feature:

- Flows for cutting up to 12" of steel
- Machined high quality brass with stainless steel operating spring and valve disc
- Low open/close pressures:
1 – 1-1/2 PSIG open valve and 10 oz. reverse pressure to positively close valve
- 100% tested
- Made in U.S.A.
- Pressure ratings:
(unless otherwise listed)
Oxygen – To 125 PSIG (860 kPa)
Fuel Gas – To 50 PSIG (345 kPa)
- Check Valve Seat Material: A-Size Models – fluoroelastomer B-Size Models – Buna-N™



WESTERN CHECK VALVES

TORCH MODEL, A-SIZE (3/8"-24)

A one-piece, compact unit designed for A-Size applications. Mounts to torch to prevent reverse flow at point of origin.

PART NO.	DESCRIPTION	SERVICE
TORCH MODEL, A-SIZE (3/8"-24)		
CV-A9	Oxygen RH, A-Size Male to A-Size Female Nut, to 125 PSIG (800 kPa) ¹	CGA-020
CV-A10	Fuel Gas LH, A-Size Male to A-Size Female Nut, to 50 PSIG (345 kPa) ¹	CGA-021
WE-63	Torch Style - Set CVA9 & CVA10 ¹	–

TORCH MODEL, B-SIZE (9/16"-18)

Mounts easily on torch, is readily seen and can be removed for periodic testing. Flows cut up to 12" steel plate or handle heating tips (1200 SCFH at 50 PSIG). Stops reverse flow at point of origin.

PART NO.	DESCRIPTION	SERVICE
TORCH MODEL, B-SIZE (9/16"-18)		
CV-7R**	Oxygen RH, B-Size Male to B-Size Female Nut, to 125 PSIG (800kPa) ¹	CGA-022
CV-8L**	Fuel Gas LH, B-Size Male to B-Size Female Nut, to 50 PSIG (345 kPa) ¹	CGA-023
WE-60**	Torch Style - Set CV-7R & CV-8L ¹	–

REGULATOR BUSHING ADAPTOR MODEL, B-SIZE (9/16"-18)

Easily mounts on outlet bushing of any regulator having a B-Size outlet. This model has the same flow capacity as the torch - type (1200 SCFH at 50 PSIG) when installed on a regulator. The Check Valve is to easy to see and is less subject to contamination, abuse and damage.

PART NO.	DESCRIPTION	SERVICE
REGULATOR BUSHING ADAPTOR MODEL B-SIZE (9/16"-18)		
CV-30R**	Oxygen RH, B-Size Female Nut to B-Size Male, to 125 PSIG (800kPa) ¹	CGA-022
CV-31L**	Fuel Gas LH, B-Size F Nut to B-Size Male, to 50 PSIG (345 kPa) ¹	CGA-023
WE-61*	Regulator Adaptor - Set CV-30R & CV-31L ¹	–

* Sold in retail clamshell packaging
** UL Listed

¹ **⚠ WARNING:** This product can expose you to lead, which is known to the State of California to cause cancer and birth defects or other reproductive harm. For more information go to www.P65Warnings.ca.gov.

CHECK VALVES

REGULATOR OUTLET BUSHING MODEL, B-SIZE (9/16"-18)

- Replaces outlet bushing in most regulators
- Flow capacity is 1000 SCFH at 50 PSIG
- Regulator type Check Valve is easily seen and less subject to contamination, abuse and damage
- Installed with PTFE thread seal tape on 1/4" NPT tapered threads

1/4" NPT INLINE CHECK VALVES, TO 200 PSIG (1,400 kPa)

- These Check Valves are appropriate for applications that require higher operating pressures, up to 200 PSIG
- Compact design and low open/close pressures: 3 oz. to open valve and 10 oz. of reverse pressure for positive valve closing
- Flow characteristics match those in the Flow Specification Chart (below) for B-Size Check Valves

INLINE NPT CHECK VALVES, HEAVY DUTY

- Heavy Duty Check Valves are designed for high performance in demanding applications
- All styles feature low/open/close pressures: 3 oz. to open the valve and 10 oz. of reverse pressure for positive valve closing
- Check Valve seat material is durable Ethylene Propylene (EPDM)
- For use in high pressure pigtail assemblies

CHECK VALVE FLOW SPECIFICATIONS CHARTS

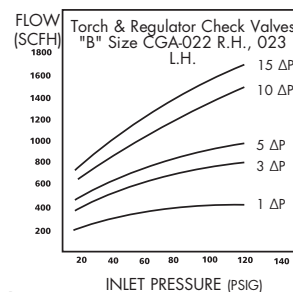
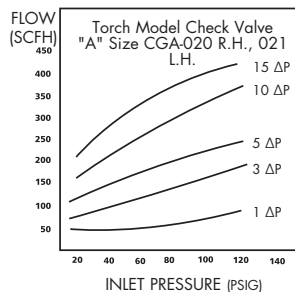
Flow curves presented here are based on air at 70° F. To convert flows of other gases, multiply by the appropriate conversion factor listed on instruction sheets included with all check valves.

PART NO.	DESCRIPTION	SERVICE
REGULATOR OUTLET BUSHING MODEL B-SIZE (9/16"-18)		
CV-32R**	Oxygen RH, 1/4" NPT Male to B-Size Male, to 125 PSIG (800 kPa) ¹	CGA-022
CV-33L**	Fuel Gas LH, 1/4" NPT Male to B-Size Male, to 50 PSIG (345 kPa) ¹	CGA-023
WE-62**	Regulator Outlet Set Includes CV-32R & CV-33L ¹	B-Size

PART NO.	DESCRIPTION
1/4" NPT INLINE CHECK VALVES, TO 200 PSI (1,400 kPa)	
CV-4	1/4" NPT Male to 1/4" NPT Male ¹
CV-5	1/4" NPT Male to 1/4" NPT Female (Flow Male to Female) ¹
CV-6	1/4" NPT Female to 1/4" NPT Male (Flow Female to Male) ¹



PART NO.	DESCRIPTION	MATERIAL	MAX PSIG
INLINE NPT CHECK VALVES, HEAVY DUTY			
CV-4M	1/4" NPT Male Inlet to Male Outlet ¹	Brass	3000
CV-6M	3/8" NPT Male Inlet to Male Outlet ¹	Brass	3000
CVF-4M	1/4" NPT Female Inlet to Male Outlet ¹	Brass	3000
CVM-4F	1/4" NPT Male Inlet to Female Outlet ¹	Brass	3000
CV-4MSS	1/4" NPT Male Inlet to Male Outlet ²	St. Steel	6000
CVF-4MSS	1/4" NPT Female Inlet to Male Outlet ²	St. Steel	6000
CVM-4FSS	1/4" NPT Male Inlet to Female Outlet ²	St. Steel	6000



GAS	CONVERSION FACTOR
Acetylene	1.05
Butane	.89
Hydrogen	3.79
Mapp Gas	.82
Methane	1.34
Oxygen	.95
Propane	.81

ΔP - Pressure Drop (psi)

¹ **WARNING:** This product can expose you to lead, which is known to the State of California to cause cancer and birth defects or other reproductive harm. For more information go to www.P65Warnings.ca.gov.

² **WARNING:** This product can expose you to chromium (hexavalent compounds), which is known to the State of California to cause cancer and birth defects or other reproductive harm. For more information go to www.P65Warnings.ca.gov.

QUICK-CONNECTS FOR WELDING EQUIPMENT

Western's Quick Connects provide fast, reliable and positive connections and quick disconnections for torches, hoses and regulators. All models are color-coded for gas service for added safety (oxygen/green, fuel gas/red, inert gas/blue). Oxy/fuel gas models include integral reverse flow Check Valves. Quick Connects fit all B-size welding and cutting equipment.

FEATURES & SPECIFICATIONS:

- Brass construction provides long service life—cycle tested over 10,000 operations indicating a service life of 10 to 12 years of comparable use
- Non-interchangeable Oxygen and Fuel Gas connectors prevent accidental gas mixing
- Instant closure on reverse flow Check Valves with total shutoff at only 10 oz. of back pressure
- Exceed CGA flow specifications—1100 SCFH flow at 125 PSIG inlet pressure and 800 SCFH flow at 125 PSIG inlet pressure when 2 additional check valves are used in conjunction with the Quick Connects
- Spring loaded locking mechanism responds to fingertip action and achieves a gas-tight connection
- UL Listed
- For inert gas models, demand valve on supply side creates a positive seal when fitting is not connected
- Double seal socket connection on second seal provides added safety protection
- Installation and operating instructions included
- 200 PSIG maximum operating pressure



QUICK CONNECTS—SETS - B SIZE (9/16"- 18)

PART NO.	DESCRIPTION	COMPONENTS
QDB10*	Torch-to-Hose Set QDB11—Fuel Gas w/Check Valves ¹	QDB12—Oxygen
QDB20*	Hose-to-Hose Set QDB21—Fuel Gas w/Check Valves ¹	QDB22—Oxygen
QDB30*	Regulator-to-Hose QDB31—Fuel Gas w/Check Valves ¹	QDB32—Oxygen

QUICK CONNECTS—INDIVIDUAL

PART NO.	DESCRIPTION	COMPONENTS
Torch-to-Hose		
QDB11*	Fuel Gas w/Check Valve (9/16"- 18 LH) ¹	QDB200—Male Plug QDB201—Female Socket
QDB12*	Oxygen w/Check Valve (9/16"- 18 RH) ¹	QDB100—Male Plug QDB101—Female Socket
Hose-to-Hose		
QDB21*	Fuel Gas w/Check Valve (9/16"- 18 LH) ¹	QDB205—Male Plug QDB201—Female Socket
QDB22*	Oxygen w/Check Valve (9/16"- 18 RH) ¹	QDB105—Male Plug QDB101—Female Socket
Regulator-to-Hose		
QDB31*	Fuel Gas w/Check Valve (9/16"- 18 LH) ¹	QDB205—Male Plug QDB206—Female Socket
QDB32*	Oxygen w/Check Valve (9/16"- 18 RH) ¹	QDB105—Male Plug QDB106—Female Socket
QDB33*	Inert Gas—Regulator-to-Hose (5/8"- 18 RH) ¹	QDB300—Male Plug QDB301—Female Socket
QDB34*	Inert Gas—Hose-to-Machine (5/8"- 18 RH) ¹	QDB302—Male Plug QDB303—Female Socket

*Sold in retail clamshell packaging

KwikLok - OSHA Compliant** Quick Connects with Sleeve Lock Feature

QUICK CONNECTS—SETS - B SIZE (9/16"- 18)

PART NO.	DESCRIPTION	COMPONENTS
QDB40*	Torch-to-Hose Set w/Check Valves ¹	QDB401—Fuel Gas QDB402—Oxygen
QDB50*	Hose-to-Hose Set w/Check Valves ¹	QDB501—Fuel Gas QDB502—Oxygen
QDB60*	Regulator-to-Hose w/Check Valves ¹	QDB601—Fuel Gas QDB602—Oxygen

QUICK CONNECTS—INDIVIDUAL UNITS

PART NO.	DESCRIPTION	COMPONENTS
Torch-to-Hose		
QDB401*	Fuel Gas w/Check Valve (9/16"- 18 LH) ¹	QDB200—Male Plug QDB551—Female Socket
QDB402*	Oxygen w/Check Valve (9/16"- 18 RH) ¹	QDB100—Male Plug QDB550—Female Socket
Hose-to-Hose		
QDB501*	Fuel Gas w/Check Valve (9/16"- 18 LH) ¹	QDB205—Male Plug QDB551—Female Socket
QDB502*	Oxygen w/Check Valve (9/16"- 18 RH) ¹	QDB105—Male Plug QDB550—Female Socket
Regulator-to-Hose		
QDB601*	Fuel Gas w/Check Valve (9/16"- 18 LH) ¹	QDB205—Male Plug QDB661—Female Socket
QDB602*	Oxygen w/Check Valve (9/16"- 18 RH) ¹	QDB105—Male Plug QDB660—Female Socket
QDB73*	Inert Gas—Regulator-to-Hose (5/8"- 18 RH) ¹	QDB300—Male Plug QDB730—Female Socket
QDB74*	Inert Gas—Hose-to-Machine (5/8"- 18 RH) ¹	QDB302—Male Plug QDB740—Female Socket

*Sold in retail clamshell packaging

**OSHA 29CFR 1915.55(f)(5), 1917.152 (d)(3)(iv), and 1926.350(f)(5)

¹ **⚠ WARNING:** This product can expose you to lead, which is known to the State of California to cause cancer and birth defects or other reproductive harm. For more information go to www.P65Warnings.ca.gov.

FLASHBACK ARRESTORS

WESTERN FLASHBACK ARRESTORS-OXY/FUEL GAS

Welders rely on Western's advanced Flashback Arrestors to help prevent serious incidents caused by reverse gas flows or flashbacks. Western's Flashback Arrestors are designed to stop flashbacks by preventing ignition of mixed gases and to protect equipment such as hoses, regulators and cylinders.

FEATURES AND SPECIFICATIONS

- Color-coded for gas service to provide added safety—oxygen (green), fuel gas (red)
- Internal check valves designed to prevent reverse flow and accidental mixing of oxygen and fuel gases
- Maximum operating pressures are 15 PSIG for acetylene, 22 PSIG for other fuel gases, and 125 PSIG for oxygen
- Rated capacity of 40 SCFH with a 5 PSIG pressure drop
- Torch and Regulator models provide downstream and upstream protection
- 10" maximum cutting capacity
- Reusable; manual resetting not required
- UL listed and 100% tested
- Complete installation, testing and operating instructions included
- Safe-Mate models feature quick connect design for quick and easy installation and disconnection
- 316 stainless steel flame trap

PART NO.	DESCRIPTION	COMPONENTS
FLASHBACK ARRESTOR SETS		
FA-10*	Flashback Arrestor Set, Torch Style ¹	FA-100P, FA-200P
FA-30*	Flashback Arrestor Set, Regulator Adaptor Style ¹	FA-130P, FA-230P
FLASHBACK ARRESTOR COMPONENTS		
FA-100P	Flashback Arrestor, Oxygen, Torch Style, B Size ¹	
FA-200P	Flashback Arrestor, Fuel Gas, Torch Style, B Size ¹	
FA-130P	Flashback Arrestor, Oxygen, Regulator Adaptor Style, B Size ¹	
FA-230P	Flashback Arrestor, Fuel Gas, Regulator Adaptor Style, B Size ¹	

**FLASHBACK ARRESTORS
B-SIZE, 9/16" - 18**

FA-230P **FA-130P**

FA-30 SET

*Sold in retail clamshell packaging

PART NO.	DESCRIPTION
FLASHBACK ARRESTOR COMPONENTS	
FA-70	Flashback Arrestor, Oxygen, Adaptor Style w/shutoff ¹
FA-71	Flashback Arrestor, Fuel Gas, Regulator Adaptor Style ¹
FA-80	Flashback Arrestor, Oxygen, Torch Style, A Size ¹
FA-81	Flashback Arrestor, Fuel Gas, Torch Style, A Size ¹
FA-90	Flashback Arrestor, Oxygen, Regulator Style, A Size ¹
FA-91	Flashback Arrestor, Fuel Gas, Regulator Style, A Size ¹

FA-71 **FA-70**

SAFEMATES-QUICK CONNECT SETS WITH BUILT-IN FLASHBACK ARRESTORS

PART NO.	DESCRIPTION
QDF10	Torch-to-Hose Set w/Check Valves (Oxy/Fuel Gas) ¹
QDF30	Regulator-to-Hose (Oxy/Fuel Gas) ¹

¹ **⚠ WARNING:** This product can expose you to lead, which is known to the State of California to cause cancer and birth defects or other reproductive harm. For more information go to www.P65Warnings.ca.gov.

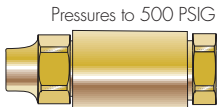
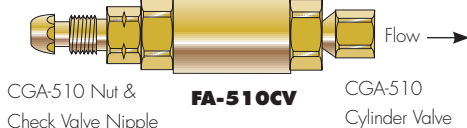
WESTERN FLASHBACK ARRESTORS-BODIES & CGA ASSEMBLIES

Flashback Arrestor Bodies and Assemblies are available for special applications. Flashback Arrestor Bodies consist of 1/4" F and 1/4" M NPT connections. Assemblies for Adaptors and Pigtails consist of standard CGA connections on both the inlet and outlet sides of a Flashback Arrestor Body. Western also offers assemblies with ball seat

check valves for the inlet side of the Flashback Arrestor Body.

Flashback Arrestor Bodies extinguish flashes or flames before they reach the cylinder. Flashback Arrestor Assemblies are designed for installation on acetylene cylinders to prevent flashbacks into the cylinder.

These Flashback Arrestor Bodies/Assemblies can be used in any leads not exceeding 3/8" pipe size which connects an acetylene cylinder to a regulator, manifold or other equipment. These units are factory assembled and 100% tested.

FLASHBACK ARRESTORS-BODIES CGA ADAPTOR ASSEMBLIES		PART NO.	DESCRIPTION
 <p>FA-2CV</p>		*FA-2	1/4" NPT Female x 1/4" NPT Female ¹
		*FA-3	1/4" NPT Female x 1/4" NPT Male ¹
 <p>FA-510CV</p>		FLASHBACK ARRESTOR W/ADAPTOR ASSEMBLIES	
		*FA-510	CGA-510 POL Acetylene ¹
		*FA-510CV	CGA-510 POL Acetylene w/Inlet Check Valve ¹

*U.L. listed

Please Note: Using Flashback Arrestors w/Check Valves as a precaution to avoid potentially dangerous situations is not a substitute for careful handling or strict adherence to safety rules and procedures for handling high pressure gases. Users should not tamper with the internal components of a Flashback Arrestor. Flashback Arrestors cannot be cleaned or refilled after any flash in the system. They must be replaced if the pressure drop through the Arrestor reaches 10 PSIG or more at a rated capacity of 40 SCFH.

¹ **⚠️WARNING:** This product can expose you to lead, which is known to the State of California to cause cancer and birth defects or other reproductive harm. For more information go to www.P65Warnings.ca.gov.

HOTSPOTTER

HOTSPOTTER

This all purpose propane flame tool operates off of the pressure of a standard propane tank—no regulator required. Appropriate for a wide variety of all-season maintenance/repair applications at commercial offices, factories, institutions, warehouses, parks, residential properties, farms and parking lots.

Features and Specifications:

- Delivers up to 500,000 BTU
- No smoke, no fumes
- Burn weeds, repair asphalt, seal tar, peel paint, remove road markings, melt ice, and thaw pipes
- Durable 10 ft. neoprene hose
- Accurate brass flow control shut-off valve
- Brass propane tank adaptor
- Spark ignitor
- Durable cast iron and steel nozzle (WB-101)
- Welded tube nozzle (WB-100 & WB-102)
- 31" Heavy-Duty Handle
- Packaged in retail, self-service packaging
- Excess Flow Valve
- One year warranty



WB-101-Heavy Duty



WB-102-Standard Duty



WB-100-Professional Series



WB3-Cylinder Cart
Propane Cylinder and Torch not included

PART NO.	DESCRIPTION
WB-100	Professional Series Hotspotter ¹
WB-101	Heavy Duty Hotspotter ¹
WB-102	Standard Duty Hotspotter ¹
WB3	Propane Cylinder Cart with Hotspotter Holder ¹

REPLACEMENT PARTS	DESCRIPTION
WB-100-13	Handle Assembly (WB-101) ¹
WB-100-12	Nozzle Assembly (WB-101) ¹
208-FPS	Shut-off Valve (WB-101) ¹
WB-100-19	Handle Assembly (WB-102) ¹
WB-100-20	Nozzle Assembly (WB-102) ¹
208-FS	Shut-off Valve (WB-102) ¹
WB-100-25	Hose Assembly (WB-101/102) ¹

¹ **⚠️ WARNING:** This product can expose you to lead, which is known to the State of California to cause cancer and birth defects or other reproductive harm. For more information go to www.P65Warnings.ca.gov.


GAUGES

	2" DIA. X 1/4" NPT		2-1/2" DIA. X 1/4" NPT	
	PART NO.	GAUGE TYPE	PART NO.	GAUGE TYPE
<p>G-25-4000W G-2-30RLW</p>	G-2-30RLW	30 PSIG Red Line ¹	–	–
	G-2-30W	30 PSIG ¹	–	–
	G-2-100W	100 PSIG ¹	G-25-100W	100 PSIG
	G-2-200W	200 PSIG ¹	G-25-200W	200 PSIG
	G-2-400W	400 PSIG ¹	G-25-400W	400 PSIG
	G-2-4000W	4000 PSIG ¹	G-25-4000W	4000 PSIG
Installation Requires PTFE Tape or Oxygen Safe Compound To Guard Against Leakage				

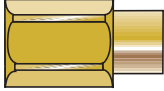
PART NO.	DESCRIPTION	PSIG SCALE	SERVICE	<p>G-584H</p>
CYLINDER PRESSURE TESTING GAUGES 2" BRASS				
G-204	"MC" Acetylene Tank ¹	400	CGA-200	
G-304H	Commercial Acetylene with Hand-Tight Nut ¹	400	CGA-300	
G-324H	Carbon Dioxide with Hand-Tight Nut ¹	3000	CGA-320	
G-354H	Hydrogen with Hand-Tight Nut ¹	3000	CGA-350	
G-514AH	POL Acetylene, 90° with Hand-Tight Nut ¹	400	CGA-510	
G-514H	POL Acetylene, with Hand-Tight Nut ¹	400	CGA-510	
G-524	"B" Tank Acetylene ¹	400	CGA-520	
G-544	Oxygen ¹	3000	CGA-540	
G-544A	Oxygen ¹	4000	CGA-540	
G-544H	Oxygen, with Hand-Tight Nut ¹	3000	CGA-540	
G-544AH	Oxygen, with Hand-Tight Nut ¹	4000	CGA-540	
G-584	Nitrogen, Argon, Helium ¹	4000	CGA-580	
G-584H	Nitrogen, Argon, Helium, Hand-Tight Nut ¹	4000	CGA-580	
WG-584H	Ni, Ar, He, Hand-Tight Nut with Bleed Valve ¹	4000	CGA-580	

¹ **⚠️WARNING:** This product can expose you to lead, which is known to the State of California to cause cancer and birth defects or other reproductive harm. For more information go to www.P65Warnings.ca.gov.


MANIFOLD ACCESSORIES

PART NO.	OD & WALL	LENGTH	STYLE	MATERIAL	PSI	
CT-40	1/4" x .065	50 Feet	Coil	Copper, Annealed	3000	<p align="center">MANIFOLD TUBING</p>  <p align="right">COIL</p>
CT-50	5/16" x .065	50 Feet	Coil	Copper, Annealed	2500	
CT-60	3/8" x .065	50 Feet	Coil	Copper, Annealed	2000	


PART NO.	DESCRIPTION	PSI	MATERIAL
MANIFOLD TUBING ADAPTOR BUSHINGS			
	Fits PH-1 Pigtail Handle		
BT-2M1	1/4" NPTF x 1/4" OD Tubing Recess ¹	3000	Brass
BT-2M2	1/4" NPTF x 5/16" OD Tubing Recess ¹	3000	Brass
BT-2M3	1/4" NPTF x 3/8" OD Tubing Recess ¹	3000	Brass



BT-2M2

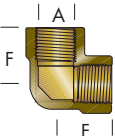
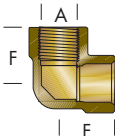
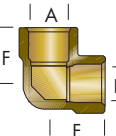
PART NO.	LENGTH	PART NO.	PART NO.	LENGTH	SIZE	
(1/2" PIPE WALL THICKNESS - .196") • (3/4" PIPE WALL THICKNESS - .230")						<p align="center">MANIFOLD PIPE & PIPE FITTINGS, BRASS BRASS ALLOY 360, Pressures to 3000 PSIG (20,700 kPa)</p>
THREADED PIPE NIPPLES						
WHF-3-2 ¹	1-1/2"	1/2" NPT ¹	WHF-3-9 ¹	1-1/2"	3/4" NPT	 <p align="center">PIPE NIPPLE LENGTH</p>
WHF-3-2 ¹	2"	1/2" NPT ¹	WHF-3-10 ¹	2"	3/4" NPT	
WHF-3-1 ¹	1-1/2"	1/2" NPT ¹	WHF-3-9 ¹	1-1/2"	3/4" NPT	
WHF-3-3 ¹	4"	1/2" NPT ¹	WHF-3-11 ¹	4"	3/4" NPT	
WHF-3-19 ¹	6"	1/2" NPT ¹	WHF-3-21 ¹	6"	3/4" NPT	
WHF-3-5 ¹	8-1/2"	1/2" NPT ¹	WHF-3-13 ¹	8-3/8"	3/4" NPT	
WHF-3-7 ¹	11-1/2"	1/2" NPT ¹	WHF-3-16 ¹	11-3/8"	3/4" NPT	

PART NO.	LENGTH	SIZE	PART NO.	LENGTH	SIZE
NOMINAL PIPE LENGTHS BRASS ALLOY 360, PRESSURES TO 3000 PSIG (20,700 kPa)					
CLEANED FOR OXYGEN					
WHF-3-23 ¹	2"	1/2" Nom			
WHF-3-4 ¹	4"	1/2" Nom			
WHF-3-20 ¹	6"	1/2" Nom			
WHF-3-6 ¹	8-1/2"	1/2" Nom			
NOT CLEANED FOR OXYGEN					
WHF-3-120 ¹	6 Feet	1/2" Nom	WHF-3-122 ¹	6 Feet	3/4" Nom
WHF-3-17 ¹	12 Feet	1/2" Nom	WHF-3-18 ¹	12 Feet	3/4" Nom



SHORT PIPE LENGTH

Note: 12 Foot Lengths Must Ship Via Common Carrier

PART NO.	REF A	REF B	REF F	ELBOWS	
WHF-4-8 ¹	1/2" NPT	1/2" NPT	1-1/4"	Figure 1	<p align="center">PIPE ELBOWS, FEMALE PRESSURES TO 3000 PSIG (20,700 kPa)</p>  <p align="center">FIGURE 1</p>  <p align="center">FIGURE 2</p>  <p align="center">FIGURE 3</p>
WHF-4-11 ¹	3/4" NPT	3/4" NPT	1-3/8"	Figure 1	
WHF-4-15 ¹	1/2" NPT	.843-.847"	1-1/4"	Figure 2	
WHF-4-19 ¹	3/4" NPT	1.053-1.057"	1-3/8"	Figure 2	
WHF-4-2 ¹	.843-.847"	.843-.847"	1-1/4"	Figure 3	
.843-.847" = 1/2" Pipe Slip • 1.053-1.057" = 3/4" Pipe Slip					

PART NO.	REF A	REF B	REF C & D	REF E	CROSSES
PIPE CROSSES, FEMALE Pressures to 3000 PSIG (20,700 kPa)					
WHF-4-9 ¹	1/2" NPT	1/2" NPT	1/2" NPT	2-1/2"	Figure 1
WHF-4-12 ¹	3/4" NPT	3/4" NPT	3/4" NPT	2-3/4"	Figure 1
WHF-4-16 ¹	.843-.847"	.843-.847"	1/2" NPT	2-1/2"	Figure 2
WHF-4-23 ¹	.843-.847"	1/2" NPT	1/2" NPT	2-1/2"	Figure 3
.843-.847" = 1/2" Pipe Slip					

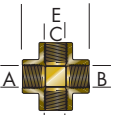


FIGURE 1

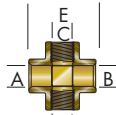


FIGURE 2 (SLIP THROUGH)

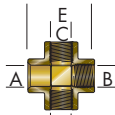


FIGURE 3

¹ **⚠️ WARNING:** This product can expose you to lead, which is known to the State of California to cause cancer and birth defects or other reproductive harm. For more information go to www.P65Warnings.ca.gov.

MANIFOLD ACCESSORIES

PART NO.	REF A	REF B	REF C	REF E	TEES
WHF-4-7 ¹	1/2" NPT	1/2" NPT	1/2" NPT	2-1/2"	Figure 1
WHF-4-10 ¹	3/4" NPT	3/4" NPT	3/4" NPT	2-3/4"	Figure 1
WHF-4-14 ¹	.843"-.847"	.843"-.847"	1/2" NPT	2-1/2"	Figure 2
WHF-4-18 ¹	1.053"-1.057"	1.053"-1.057"	3/4" NPT	2-3/4"	Figure 2
WHF-4-13 ¹	1/2" NPT	1/2" NPT	.843"-.847"	2-1/2"	Figure 3
WHF-4-21 ¹	.843"-.847"	1/2" NPT	1/2" NPT	2-3/4"	Figure 4
WHF-4-22 ¹	1.053"-1.057"	3/4" NPT	3/4" NPT	2-1/2"	Figure 4
WHF-4-1 ¹	1.053"-1.057"	1.053"-1.057"	1.053"-1.057"	2-3/4"	Figure 5


.843"-.847" = 1/2" Pipe Slip + 1.053"-1.057" = 3/4" Pipe Slip

Pipe Tees, Female
Pressures to 3000 PSI (20,700 kPa)

FIGURE 1 **FIGURE 2 (SLIP THROUGH)** **FIGURE 3**
FIGURE 4 **FIGURE 5 (SLIP THROUGH)**

PART NO.	GAS SERVICE	DESCRIPTION	MATERIAL
CGA VALVE OUTLETS TO FEMALE PIPE THREADS			
Commercial Acetylene, to 500 PSIG:			
15-1	CGA-300	RH Male .825"-14 NGO to 1/4" NPT Female ¹	Brass
Carbon Dioxide, to 3000 PSIG:			
CO-2-1	CGA-320	RH Male .825"-14 NGO, to 1/4" NPT Female ¹	Brass
Nitrous Oxide, to 3000 PSIG:			
1321-1	CGA-326	RH Male .825"-14 NGO to 1/4" NPT Female ¹	Brass
Air, to 3000 PSIG:			
1341-1	CGA-346	RH Male .825"-14 NGO to 1/4" NPT Female ¹	Brass
Air, to 3000 PSIG:			
SS-1341-1	CGA-346	RH Male .825"-14 NGO to 1/4" NPT Female ²	St. Steel
Air, to 5500 PSIG:			
347-1	CGA-347	RH Male .825"-14 NGO to 1/4" NPT Female ¹	Brass
Air, from 3,001 to 5500 PSIG:			
SS-347-1	CGA-347	RH Male .825"-14 NGO to 1/4" NPT Female ²	St. Steel
Hydrogen, Natural Gas, to 3000 PSIG:			
800-1	CGA-350	LH Male .825"-14 NGO to 1/4" NPT Female ¹	Brass
Medical Mixtures, to 3000 PSIG:			
500-1	CGA-500	RH Female .885"-14 NGO to 1/4" NPT Female ¹	Brass
POL Acetylene, Propane, to 500 PSIG:			
16-1	CGA-510	LH Female .885"-14 NGO to 1/4" NPT Female ¹	Brass
POL Acetylene, Propane, to 500 PSIG:			
300-1	CGA-510	90° LH Female Nut .885"-14 NGO to 1/4" NPT Female ¹	Brass
Oxygen, to 3000 PSIG:			
415-1	CGA-540	RH Male .903"-14 NGO to 1/4" NPT Female ¹	Brass
Oxygen, to 3000 PSIG:			
SS-415-1	CGA-540	RH Male .903"-14 NGO to 1/4" NPT Female ²	St. Steel
Butane, Propane Liquid, 3000 PSIG:			
414-1	CGA-555	LH Male .903"-14 NGO to 1/4" NPT Female ¹	Brass
Argon, Helium, Nitrogen to 3000 PSIG:			
416-1	CGA-580	RH Female .965"-14 NGO to 1/4" NPT Female ¹	Brass
Industrial Air, to 3000 PSIG:			
417-1	CGA-590	LH Female .965"-14 NGO to 1/4" NPT Female ¹	Brass
Refrigerant Gases, to 3000 PSIG:			
60-1	CGA-660	RH Male 1.030"-14 NGO to 1/4" NPT Female ¹	Brass
Refrigerant Gases, to 3000 PSIG:			
SS-660-1	CGA-660	RH Male 1.030"-14 NGO to 1/4" NPT Female ²	St. Steel
Argon, Helium, Nitrogen from 5,501 to 7500 PSIG:			
SS-677-1	CGA-677	LH Male 1.030"-14 NGO to 1/4" NPT Female ²	St. Steel

FEMALE NPT OUTLET ADAPTORS FOR MANIFOLD PIPELINE, BRASS & STAINLESS STEEL
500 PSIG (3,400 kPa)
3000 PSIG (20,700 kPa)
6000 PSIG (41,300 kPa)



¹ **WARNING:** This product can expose you to lead, which is known to the State of California to cause cancer and birth defects or other reproductive harm. For more information go to www.P65Warnings.ca.gov.

² **WARNING:** This product can expose you to chromium (hexavalent compounds), which is known to the State of California to cause cancer and birth defects or other reproductive harm. For more information go to www.P65Warnings.ca.gov.

MANIFOLD ACCESSORIES

PART NO.	GAS SERVICE	DESCRIPTION	MATERIAL
Medical Breathing Mix, to 3000 PSIG			
WMS-1-64	CGA-280	.745"-14 NGO, RH Male, Check Valve Outlet to 1/2" NPT ¹	Brass
Commercial Acetylene, to 500 PSIG			
B-10	CGA-300	.825"-14 NGO, RH Male to 1/4" NPT ¹	Brass
B-13	CGA-300	.825"-14 NGO, RH Male to 3/4" NPT ¹	Brass
Carbon Dioxide, to 3000 PSIG			
B-20	CGA-320	.825"-14 NGO, RH Male to 1/4" NPT ¹	Brass
B-21	CGA-320	.825"-14 NGO, RH Male to 3/8" NPT ¹	Brass
B-22	CGA-320	.825"-14 NGO, RH Male to 1/2" NPT ¹	Brass
Nitrous Oxide, to 3000 PSIG			
B-1320	CGA-326	.825"-14 NGO, RH Male to 1/4" NPT ¹	Brass
B-1321	CGA-326	.825"-14 NGO, RH Male to 3/8" NPT ¹	Brass
WMS-1-59	CGA-326	Check Valve Outlet to 1/2" NPT ¹	Brass
Air, to 3000 PSIG			
B-1340	CGA-346	.825"-14 NGO, RH Male to 1/4" NPT ¹	Brass
WMS-1-62	CGA-346	Check Valve Outlet to 1/2" NPT ¹	Brass
B-1340SS	CGA-346	.825"-14 NGO, RH Male to 1/4" NPT ²	St. Steel
Air, to 5500 PSIG			
B-348	CGA-347	.825"-14 NGO, RH Male to 1/2" NPT ¹	Brass
Hydrogen, Natural Gas, to 3000 PSIG			
B-30	CGA-350	.825"-14 NGO, LH Male to 1/4" NPT ¹	Brass
B-32	CGA-350	.825"-14 NGO, LH Male to 1/2" NPT ¹	Brass
Acetylene, Butane, Propane, to 500 PSIG			
B-40	CGA-510	.885"-14 NGO, LH Female to 1/4" NPT ¹	Brass
B-42	CGA-510	.885"-14 NGO, LH Female to 1/2" NPT ¹	Brass
B-43	CGA-510	.885"-14 NGO, LH Female to 3/4" NPT ¹	Brass
Oxygen, to 3000 PSIG			
B-50	CGA-540	.903"-14 NGO, RH Male to 1/4" NPT ¹	Brass
B-51	CGA-540	.903"-14 NGO, RH Male to 3/8" NPT ¹	Brass
B-52	CGA-540	.903"-14 NGO, RH Male to 1/2" NPT ¹	Brass
WMS-1-53	CGA-540	Check Valve Outlet to 1/2" NPT ¹	Brass
B-53	CGA-540	.903"-14 NGO, RH Male to 3/4" NPT ¹	Brass
B-50SS	CGA-540	.903"-14 NGO, RH Male to 1/4" NPT ²	St. Steel
Butane, Propane (Liq/W), to 3000 PSIG			
B-60	CGA-555	.903"-14 NGO, LH Male to 1/4" NPT ¹	Brass

**MALE NPT OUTLET ADAPTORS
FOR MANIFOLD PIPELINE,
BRASS & STAINLESS STEEL**
500 PSIG (3,400 kPa)
3000 PSIG (20,700 kPa)
6000 PSIG (41,300 kPa)



B-20



WMS-1-53

CONTINUED ON NEXT PAGE

¹ **⚠️ WARNING:** This product can expose you to lead, which is known to the State of California to cause cancer and birth defects or other reproductive harm. For more information go to www.P65Warnings.ca.gov.

² **⚠️ WARNING:** This product can expose you to chromium (hexavalent compounds), which is known to the State of California to cause cancer and birth defects or other reproductive harm. For more information go to www.P65Warnings.ca.gov.

MANIFOLD ACCESSORIES

PART NO.		GAS SERVICE	DESCRIPTION	MATERIAL
MALE NPT OUTLET ADAPTORS FOR MANIFOLD PIPELINE, BRASS & STAINLESS STEEL 500 PSIG (3,400 kPa) 3000 PSIG (20,700 kPa) 6000 PSIG (41,300 kPa)				
Argon, Helium, Nitrogen, Etc, to 3000 PSIG				
B-70		CGA-580	.965"-14 NGO, RH Female to 1/4" NPT ¹	Brass
B-70SS		CGA-580	.965"-14 NGO, RH Female to 1/4" NPT ²	St. Steel
B-71		CGA-580	.965"-14 NGO, RH Female to 3/8" NPT ¹	Brass
B-72		CGA-580	.965"-14 NGO, RH Female to 1/2" NPT ¹	Brass
WMS-1-54		CGA-580	Check Valve Outlet to 1/2" NPT ¹	Brass
B-73		CGA-580	.965"-14 NGO, RH Female to 3/4" NPT ¹	Brass
Industrial Air, to 3000 PSIG				
B-80		CGA-590	.965"-14 NGO, LH Female to 1/4" NPT ¹	Brass
B-83		CGA-590	.965"-14 NGO, LH Female to 3/4" NPT ¹	Brass
Refrigerant Gases, to 3000 PSIG				
B-660-SS		CGA-660	1.030"-14 NGO, RH Male to 1/4" NPT ²	St. Steel
Air, Argon, Helium, Etc, to 6000 PSIG				
B-677-SS		CGA-677	1.030"-14 NGO, LH Male to 1/4" NPT ²	St. Steel
Inert Gases, to 5500 PSIG				
B-682		CGA-680	1.045"-14 NGO, RH Female to 1/2" NPT ¹	Brass

B-71



PART NO.	W/CV	GAS SERVICE	DESCRIPTION	MATERIAL
To 500 PSIG (3,400 kPa)				
T-15	T-15CV	CGA-510	POL Acetylene, LH Male ¹	Brass
To 3000 PSIG (20,700 kPa)				
T-CO-2	-	CGA-320	Carbon Dioxide, RH Female ¹	Brass
T-346	T-346CV	CGA-346	Air, RH Female ¹	Brass
T-82	-	CGA-350	Hydrogen, LH Female ¹	Brass
T-62	T-62CV	CGA-540	Oxygen, RH Female ¹	Brass
T-72	-	CGA-555	Propane (Liquid/Water) LH Female ¹	Brass
T-92	T-92CV	CGA-580	Nitrogen, Argon, Helium, RH Male ¹	Brass
To 5500 PSIG (37,950 kPa)				
T-346SS	-	CGA-346	Manifold Coupler Tee, Female	Brass
T-347	-	CGA-347	Air, RH Female ¹	Brass
T-347SS	-	CGA-347	Air, RH Female ²	St. Steel

MANIFOLD COUPLER TEES, BRASS & STAINLESS STEEL WITH & WITHOUT CHECK VALVES



T-82


T-92CV





¹ **WARNING:** This product can expose you to lead, which is known to the State of California to cause cancer and birth defects or other reproductive harm. For more information go to www.P65Warnings.ca.gov.

² **WARNING:** This product can expose you to chromium (hexavalent compounds), which is known to the State of California to cause cancer and birth defects or other reproductive harm. For more information go to www.P65Warnings.ca.gov.


MANIFOLD ACCESSORIES

PART NO.	GAS SERVICE	DESCRIPTION	GAS	MANIFOLD 3-WAY OUTLET COUPLER TEES, BRASS 
PRESSURES TO 3000 PSIG (20,700 kPa)				
T3-540	CGA-540	RH Male ¹	Oxygen	
T3-580	CGA-580	RH Female ¹	Nitrogen, Argon, Helium	
T3-320	CGA-320	RH Male ¹	Carbon Dioxide	
T3-346	CGA-346	RH Male ¹	Compressed Air	
T3-326	CGA-326	RH Male ¹	Nitrous Oxide	
T3-510	CGA-510	LH Female ¹	Acetylene (pol)	

MANIFOLD 4-WAY COUPLER TEES, BRASS With and Without Check Valves 	PART NO.	W/CV	GAS SERVICE	DESCRIPTION	GAS
	WITH CGA NUT & NIPPLE Pressures to 3000 PSIG (20,700 kPa)				
	T4-540	T4-540CV	CGA-540	RH Male ¹	Oxygen
	T4-580	T4-580CV	CGA-580	RH Female ¹	Nitrogen, Argon, Helium
	T4-320		CGA-320	RH Male ¹	Carbon Dioxide
	T4-346		CGA-346	RH Male ¹	Compressed Air
	T4-510		CGA-340	LH Female ¹	Acetylene (pol)

PART NO.	DESCRIPTION	MAX PSIG	GAS	GAS SERVICE	MANIFOLD BLOCK ASSEMBLIES, BRASS 
MB-40-7	LH Female Outlets ¹	500	POL Acet., Propane	CGA-510	
MB-50	RH Male Outlets ¹	3000	Oxygen	CGA-540	
MB-50CV	With Check Valve Inlet Nipple ¹	3000	Oxygen	CGA-540	
MB-70	RH Female Outlets ¹	3000	Nitrogen, Argon, Helium	CGA-580	
MB-70CV	With Check Valve Inlet Nipple ¹	3000	Nitrogen, Argon, Helium	CGA-580	


**Use with any Pigtails having CGA connections.
Brass Pigtails recommended for use with acetylene.**

MANIFOLD HEX BLOCKS, BRASS & STAINLESS STEEL 	PART NO.	W/CV	MAX PSIG	MATERIAL	
	2" Block, Six Outlets				
	MB-6	1/4" NPT Female Side Outlets ¹		3000	Brass
MB-6SS	1/4" NPT Female Side Outlets ²		6000	St. Steel	
2" Block, Seven Outlets					
MB-7	1/4" NPT Female Side/Top Outlets ¹		3000	Brass	

¹ **⚠ WARNING:** This product can expose you to lead, which is known to the State of California to cause cancer and birth defects or other reproductive harm. For more information go to www.P65Warnings.ca.gov.

² **⚠ WARNING:** This product can expose you to chromium (hexavalent compounds), which is known to the State of California to cause cancer and birth defects or other reproductive harm. For more information go to www.P65Warnings.ca.gov.

CHAIN & PLUG ASSEMBLIES

	PART NO.	DESCRIPTION	MATERIAL	WORKING PRESSURE	GAS	SERVICE
<p>CHAIN & PLUG ASSEMBLIES, BRASS & STAINLESS STEEL</p> <ul style="list-style-type: none"> • One and two-piece assemblies provide gas-tight sealing • Meet all CGA specifications for sealing manifolds and cylinders • CGA nut and blind nipple (plug) combination 	TWO-PIECE ASSEMBLIES					
	9347	RH Female Nut & Plug ²	Stainless Steel	0-5500	Air	CGA-347
	982	LH Female Nut & Plug ¹	Brass	0-3000	Hydrogen, Nat. Gas	CGA-350
	915	LH Male Nut & Plug ¹	Brass	0-500	POL Acetylene	CGA-510
	962	RH Female Nut & Plug ¹	Brass	0-3000	Oxygen	CGA-540
	992	RH Male Nut & Plug ¹	Brass	0-3000	Nitrogen, Argon, Helium	CGA-580
	ONE-PIECE ASSEMBLIES					
	CP-326	RH Female Nut & Plug ¹	Brass	3000	Nitros Oxide	CGA-326
	CP-346	RH Female Nut & Plug ¹	Brass	3000	Air	CGA-346
	CP-350	LH Female Nut & Plug ¹	Brass	3000	Hydrogen, Nat. Gas	CGA-350
	CP-510	LH Male Nut & Plug ¹	Brass	500	POL Acetylene	CGA-510
	CP-540	RH Female Nut & Plug ¹	Brass	3000	Oxygen	CGA-540
	CP-580	RH Male Nut & Plug ¹	Brass	3000	Nitrogen, Argon, Helium	CGA-580

¹ **⚠️ WARNING:** This product can expose you to lead, which is known to the State of California to cause cancer and birth defects or other reproductive harm. For more information go to www.P65Warnings.ca.gov.

² **⚠️ WARNING:** This product can expose you to chromium (hexavalent compounds), which is known to the State of California to cause cancer and birth defects or other reproductive harm. For more information go to www.P65Warnings.ca.gov.

SPECIFICATIONS FOR PIGTAIL ASSEMBLIES

FOR 3000 PSIG STAINLESS STEEL BRAID/PTFE HOSE PIGTAILS FITTED WITH BRASS CONNECTIONS¹

Design & Material Data:

- Core consists of PTFE (polytetrafluoroethylene) with two outer reinforcing jackets of stainless steel braid (PTFE is inert to most chemicals and solvents, except molten alkali metals and fluorine at elevated temperatures and pressures)
- 1/4" nominal I.D.
- Braid consists of Type 304 full hard drawn stainless steel wire
- PTFE withstands temperatures from -65°F (-54C) through +450°F (232C)
- Burst pressure rating at room temperature: 12,000 PSIG
- Minimum bend radius of 3 inches provides for maximum life and safe performance
- Maximum 3000 PSIG working pressure on tubing
- Brass cylinder connections machined to CGA specifications for applicable gases
- All pigtails 100% tested before shipping and labeled for gas service and pressure rating
- Pressure ratings limited by CGA connection standards—the lowest pressure rating prevails

Notes:

- Burst pressure ratings for pigtails are determined at room temperature with the hose in a straight line. A safety factor of 4:1 or 5:1 should be used for normal applications. Impulse and shock pressure applications may require a higher safety factor.
- Do not apply heat to pigtails.

FOR 6000 PSIG STAINLESS STEEL BRAID/PTFE HOSE PIGTAILS FITTED WITH STAINLESS STEEL CONNECTIONS²

Design & Material Data:

- Core consists of high pressure, reinforced PTFE (polytetrafluoroethylene) hose (PTFE is inert to most chemicals and solvents, except molten alkali metals and fluorine at elevated temperatures and pressures)
- PTFE fluid and ambient temperature range: -65°F (-54 C) through +450°F (232°C)
- 1/4" nominal I.D.
- .229" Minimum I.D.
.495" Maximum O.D.
- Conductive; extruded PTFE dissipates static charges

- Braid consists of inner layer with type 304 SS stainless steel, two layers of stainless steel spiral wrap, plus an outer braid of stainless steel
- Burst pressure rating at room temperature: 24,000 PSIG (see note below)
- Type 316 stainless steel used for primary tube fittings with swaged design
- Most CGA cylinder connections machined of stainless steel to specifications for applicable gases
- Minimum bend radius of 3" provides for maximum life and safe performance
- All pigtails 100% tested and labeled for gas service and pressure rating

HOW TO SPECIFY A SPECIAL ORDER WESTERN PIGTAIL

TUBE/HOSE TYPE & SIZE	INLET END CONNECTION	INLET END CONN. FINISH	OPTIONAL FEATURES
PF	346N		HTP X
Rigid Tube P4 = 1/4" OD P = 5/16" OD P6 = 3/8" OD* PB = 5/16" OD PB6 = 3/8" OD* PS = 1/4" OD Flex Hose PF = 1/4" ID PFS = 1/4" ID** PF6 = .229" ID	All Styles CGA No. +N= CGA Nut/Nipple Example: 540N CGA No. +B= CGA VO or Body Example: 540B Fraction +M or F= ANSI Pipe Thread Example: 1/4F	All Styles Blank = Brass PL = Plated SS = St. Steel	All Styles Blank (None) CV = Check Valve FA = Flash Arrestor* HTP = Hand Tight N/N w/Plastic Grip HTB = Hand Tight N/N w/Brass H/T Nut GA = Gauge PH = Brass Handle VA = Shutoff Valve EL = 90° Elbow

- Model P** - 3000 PSIG (20,700kPa),....Rigid Copper Pigtail
- Model PB** - 3000 PSIG (20,700kPa),....Rigid Brass Pigtail
- Model PS** - 6000 PSIG (41,300kPa),....Rigid Stainless Steel Pigtail
- Model PF** - 3000 PSIG (20,700kPa),....Flexible PTFE Lined Pigtail
- Model PFS** - 3000 PSIG (20,700kPa),....Flexible Nylon-Lined Pigtail
- Model PF6** - 6000 PSIG (41,300kPa),....Flexible PTFE Lined Pigtail

*Use with 3/8" OD Flash Arrestor option.
 **Max hose length = 240"

¹ **⚠ WARNING:** This product can expose you to lead, which is known to the State of California to cause cancer and birth defects or other reproductive harm. For more information go to www.P65Warnings.ca.gov.

² **⚠ WARNING:** This product can expose you to chromium (hexavalent compounds), which is known to the State of California to cause cancer and birth defects or other reproductive harm. For more information go to www.P65Warnings.ca.gov.

SPECIAL ORDER PIGTAILS

FOR 3000 PSIG THERMOPLASTIC HOSE PIGTAILS WITH STAINLESS STEEL OR BRASS CONNECTIONS^{1,2}

Note: Hydrogen and Helium use only.

Design & Material Data:

- Nylon core
- Nylon withstands temperatures from -65°F (-54°C) through +250°F (+121°C)
- 1/4" nominal I.D.
- Synthetic fiber braid with polyurethane cover
- Minimum bend radius: 3"
- Burst pressure rating at room temperature: 12,000 PSIG (see note on page 44)
- CGA cylinder connections machined of brass to specifications for applicable gases
- Pressure ratings limited by CGA connections standards—the lowest pressure rating prevails
- Nylon core minimizes permeation of Helium and Hydrogen
- Non-conductive hose requires additional grounding for Hydrogen service
- Not available for oxygen service
- All Pigtailes 100% tested and labeled for gas service and pressure rating

Western can make special pigtailes in a variety of lengths and in any combination of compatible CGA fittings. However, Western is not responsible for misuse and service life of special pigtailes when the applications are unknown to the company.

OUTLET END CONNECTION	OUTLET END CONN. FINISH	OPTIONAL FEATURES	TUBE/HOSE LENGTH	BEND/SWIVEL OPTIONS
1/2M			36	B
All Styles CGA No. +N= CGA Nut/Nipple Example: 540N CGA No. +B= CGA VO or Body Example: 540B Fraction +M or F= ANSI Pipe Thread Example: 1/4F	All Styles Blank = Brass PL = Plated SS = St. Steel	All Styles Blank (None) CV = Check Valve FA = Flash Arrestor* HTP = Hand Tight N/N with Plastic Grip HTB = Hand Tight N/N with Brass H/T Nut GA = Gauge PH = Brass Handle VA = Shutoff Valve EL = 90° Elbow	Rigid Tube 27 = 27 inches 36 = 36 inches 48 = 48 inches Flex Hose Lengths in 6" Increments: 12"minimum 18"minimum- Spring Guard 300"maximum Example: 12 = 12" (Note: Lengths do not include connections)	Rigid Tube Bends COIL Standard on 48+" DBL Two 3" Loops Standard on 27" P, PB 6" Loop Standard, 36" P, PB, PS SPCL Special Bend, Print Required Flex Hose Only B = Spring Guard B1 = Spring Guard w/Swivel Inlet B2 = Spring Guard w/Swivel Outlet B1.2 = Spring Guard w/Swivel, Both Ends

Use the chart above to develop specifications for Special Order Pigtailes.


For example: PF-346N-HTP x 1/2M-36B represents 1/4" I.D. flexible PTFE lined Pigtail with CGA 346 Nut/Nipple Inlet Connection (brass) Hand-tight with plastic tip and 1/2" NTP M Outlet Connection (brass), 36" long with Spring Guard

¹ **⚠ WARNING:** This product can expose you to lead, which is known to the State of California to cause cancer and birth defects or other reproductive harm. For more information go to www.P65Warnings.ca.gov.

² **⚠ WARNING:** This product can expose you to chromium (hexavalent compounds), which is known to the State of California to cause cancer and birth defects or other reproductive harm. For more information go to www.P65Warnings.ca.gov.

RIGID PIGTAILS

RIGID PIGTAILS, BRASS ACETYLENE & LPG SERVICE Pressure to 500 PSIG (3,400 kPa)	PART NO. WITH CV		DESCRIPTION	GAS SERVICE
	5/16" X .065" WALL BRASS TUBING 20" FINISHED LENGTH OVERALL			
	P-15	P-15CV	LH M Propane, Mapp, Horiz. ¹	CGA-510



P-15CV


PART NO.	DESCRIPTION	GAS SERVICE	HAND-TIGHT RIGID PIGTAILS FOR PLANT OR FILLING STATIONS with Brass Connections Pressure to 3000 PSIG (20,700 kPa) 36" Bent to 20" Finished Length Overall
HAND-TIGHT NUTS & NIPPLES* 5/16" x .065" WALL COPPER TUBE			
PHC-320	RH F Carbon Dioxide ¹	CGA-320	
PHC-63	RHF Oxygen ¹	CGA-540	

¹ **⚠️ WARNING:** This product can expose you to lead, which is known to the State of California to cause cancer and birth defects or other reproductive harm. For more information go to www.P65Warnings.ca.gov.

RIGID PIGTAILS

PART NO.		WITH CV	DESCRIPTION	GAS SERVICE
5/16" x .065" WALL COPPER TUBE, DOUBLE LOOP Pressures to 3000 PSIG (20,700 kPa)				
PH-63	PH-63CV		RH F Oxygen ¹	CGA-540
PH-83	PH-83CV		LH F Hydrogen ¹	CGA-350
PH-92	PH-92CV		RH M Argon ¹	CGA-580

**RIGID PIGTAILS, BRASS FORGED HANDLE
with Brass Connections**




Check Valve Nipple Flow → CGA Nut & Nipple

Brass Pigtail Handle (Part PH-1)

27" Length Bent to 12" Overall Length

PH-63CV

PART NO.		WITH CV	DESCRIPTION	SERVICE
MANIFOLD RIGID PIGTAILS, COPPER TUBING with Brass Connections PRESSURES TO 3000 PSIG (20,700 kPa)				
ANNEALED 5/16" x .065" WALL COPPER TUBE				
P-63	P-63CV		RH F, Oxygen ¹	CGA-540
P-92	-		RH M, Nitrogen, Argon, Helium ¹	CGA-580
P-1320	-		RH F, Nitrous Oxide ¹	CGA-326
P-1340	-		RH F, Air ¹	CGA-346



P-92

27" Length Bent to 12"


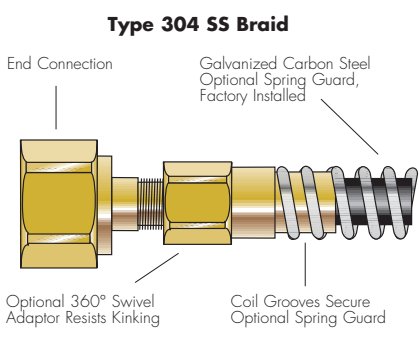
¹ **⚠️WARNING:** This product can expose you to lead, which is known to the State of California to cause cancer and birth defects or other reproductive harm. For more information go to www.P65Warnings.ca.gov.

FLEXIBLE PIGTAILS

SERVICE	PART NO.	DESCRIPTION	WORKING PRESSURE
-	PF-4	1/4" NPT F x 1/4" F NPT ¹ with Spring Guard: Add B to End of Part No. ¹	0-3000
COMPLETE ASSEMBLIES			
CGA-300	PF-16	Commercial Acetylene, RH Female ¹	0-500
	PF-16CV	with Check Valve, Inlet ¹	
	PF-16HT	with Hand Tight Nut, One End ¹	
CGA-320	PF-320	Carbon Dioxide, RH Female ¹	0-3000
		with Spring Guard add B to length ¹	
	PF-320HT	with Hand Tight Nut, One End ¹	
CGA-326	PF-326	Nitrous Oxide, RH Female ¹	0-3000
		with Spring Guard add B to length ¹	
	PF-326CV	with Check Valve, Inlet Side ¹	
	PF-326HT	with Hand Tight Nut, One End ¹	
CGA-346	PF-346	Air, RH Female ¹	0-3000
		with Spring Guard add B to length ¹	
	PF-346CV	with Check Valve, Inlet Side ¹	
	PF-346HT	with Hand Tight Nut, One End ¹	
CGA-347	PF-347	Air, RH Female ¹	3001-5500
	PF-347CV	with Check Valve, Inlet Side ¹	
	PF-347HT	with Hand Tight Nut, One End ¹	
CGA-510	PF-15	POL Acetylene, LH Male ¹	0-500
	PF-15CV	with Check Valve, Inlet Side ¹	
	PF-15HT	with Hand Tight Nut, One End ¹	
CGA-540	PF-63	Oxygen, RH Female ¹	0-3000
		with Spring Guard add B to length ¹	
	PF-63CV	with Check Valve, Inlet Side ¹	
	PF-63HT	with Hand Tight Nut, One End ¹	
CGA-577	PF-577	Oxygen, RH Female ¹	3001-4000
	PF-577CV	with Check Valve, Inlet Side ¹	
CGA-580	PF-92	Nitrogen, Argon, RH Male ¹	0-3000
		with Spring Guard add B to length ¹	
	PF-92CV	with Check Valve, Inlet Side ¹	
	PF-92HT	with Hand Tight Nut, One End ¹	
CGA-590	PF-93	Industrial Air, LH Male ¹	
	0-3000	with Spring Guard add B to length ¹	
	PF-93CV	with Check Valve, Inlet Side ¹	
	PF-93HT	with Hand Tight Nut, One End ¹	
CGA-680	PF-680	Inert Gases, RH Male ¹	3001-5500
	PF-680CV	with Check Valve, Inlet Side ¹	
	PF-680HT	with Hand Tight Nut, One End ¹	
CGA-701	PF-701	Oxygen, RH Female ¹	4001-5500
	PF-701CV	with Check Valve, Inlet Side ¹	

STAINLESS STEEL FLEXIBLE PIGTAILS, BRASS CONNECTIONS

- SUB ASSEMBLY FOR SPECIAL CONFIGURATIONS
- AVAILABLE IN A VARIETY OF LENGTHS
- 100% TESTED AND CLEANED FOR OXYGEN SERVICE
- FOR HOSE SPECIFICATIONS SEE PAGE 44



HOW TO ORDER PF-XXX-XX-X

END CONNECTIONS	LENGTH	OPTIONS
From CGA listing (to the left under part numbers)	18", 24", 36", 48" (Note: Lengths Do Not include Connections)	B = Spring Guard B1 = Spring Guard, With Inlet Swivel Adaptor B2 = Spring Guard, With Outlet Swivel Adaptor

¹ **⚠ WARNING:** This product can expose you to lead, which is known to the State of California to cause cancer and birth defects or other reproductive harm. For more information go to www.P65Warnings.ca.gov.

FLEXIBLE PIGTAILS

PART NO.	DESCRIPTION	MAX PSIG	GAS SERVICE	THERMOPLASTIC FLEXIBLE PIGTAILS, NYLON LINED, BRASS CONNECTIONS
COMPLETE ASSEMBLIES 100% TESTED				
PFS-83	Hydrogen, LH F ¹	0-3000	CGA-350	
PFS-83CV	with Check Valve, Inlet Side ¹			
PFS-92	Helium, RH M ¹	0-3000	CGA-580	
PFS-92CV	with Check Valve, Inlet Side ¹			

STAINLESS STEEL FLEXIBLE PIGTAILS, LINED, STAINLESS STEEL PTFE CONNECTIONS 	PART NO.	DESCRIPTION	MAX PSIG	SERVICE
	COMPLETE ASSEMBLIES 100% TESTED & OXYGEN CLEANED			
	PF-346SS	Air, RH F ²	3000	CGA-346
	PF-347SS	High Pressure Air, RH F ²	5500	CGA-347
	PF-350SS	Natural Gas, LHF ²	3000	CGA-350
	PF-540SS	Oxygen, RH F ²	3000	CGA-540
	PF-580SS	Argon, Nitrogen, Etc, RH M ²	3000	CGA-580
	PF-590SS	Air, Nitrogen, Etc, LH M ²	3000	CGA-590
	PF-4SS	1/4" NPT Female to 1/4" NPT F ²	6000	-

PART NO.	DESCRIPTION	LENGTH	STAINLESS STEEL FLEXIBLE PIGTAILS, BRASS CONNECTIONS Pressures to 3000 PSIG (20,700 kPa)
100% TESTED & CLEANED FOR OXYGEN INDIVIDUALLY POLY BAGGED 3" MINIMUM BEND RADIUS			
PF2-4-12	1/4" NPT Female End Connections ¹	12"	
PF2-4-18	1/4" NPT Female End Connections ¹	18"	
PF2-4-24	1/4" NPT Female End Connections ¹	24"	
PF2-4-36	1/4" NPT Female End Connections ¹	36"	
PF2-4-48	1/4" NPT Female End Connections ¹	48"	
PF2-4-60	1/4" NPT Female End Connections ¹	60"	
PF2-4-72	1/4" NPT Female End Connection ¹	72"	

STAINLESS STEEL FLEXIBLE PIGTAILS, STAINLESS STEEL CORRUGATED INNER CORE, STAINLESS STEEL CONNECTIONS Pressures to 3000 PSIG (20,700 kPa)	PART NO.	DESCRIPTION	LENGTH
	100% TESTED & CLEANED FOR OXYGEN INDIVIDUALLY POLY BAGGED 2-3/4" MINIMUM BEND RADIUS		
	HPF-4-18	1/4" NPT F x 1/4" NPT F ²	18"
	HPF-4-24	1/4" NPT F x 1/4" NPT F ²	24"
	HPF-4-36	1/4" NPT F x 1/4" NPT F ²	36"
	HPF-4-48	1/4" NPT F x 1/4" NPT F ²	48"

¹ **WARNING:** This product can expose you to lead, which is known to the State of California to cause cancer and birth defects or other reproductive harm. For more information go to www.P65Warnings.ca.gov.

² **WARNING:** This product can expose you to chromium (hexavalent compounds), which is known to the State of California to cause cancer and birth defects or other reproductive harm. For more information go to www.P65Warnings.ca.gov.

CRYOGENIC HOSES SAE FLARE CONNECTIONS

CRYOGENIC TRANSFER HOSES

For Oxygen, Nitrogen, Carbon Dioxide, Nitrous Oxide and Argon Cryogenic Liquids


- Use in cryo-biological and medical systems, and gas filling plants
- Constructed with 316 stainless steel for all wetted parts
- Machined CGA Stainless Steel end connections
- Cleaned for oxygen service
- Hoses meet all applicable FDA and CGA Guidelines
- Exceptional flexibility, hose resists kinking
- 1/2" ID

ACCESSORIES

- 90° stainless steel elbow extends hose life
- Phase separator speeds filling and controls splashing


PART NO.		DESCRIPTION	SERVICE
Oxygen Hose Assembly			CGA-440
WMH-2-9	48" ²		
WMH-2-10	60" ²		
WMH-2-11	72" ²		
WMH-2-12	120" ²		
WMH-2-13	144" ²		
Nitrogen, Argon Hose Assembly			CGA-295
WMH-2-14	48" ²		
WMH-2-15	60" ²		
WMH-2-16	72" ²		
WMH-2-17	120" ²		
WMH-2-18	144" ²		
F-61	Oxygen, SS Cylinder Fill Elbow 90° ²		CGA-440
F-63	Nitrogen, Argon, SS Cylinder Fill Elbow 90° ²		CGA-295
F-62*	Phase Separator, 3/8" NPT F x 2-1/2" Long ²		-

TRANSFER HOSE, CRYOGENIC
Pressures to 500 PSIG (3,400 kPa)



*To attach to Transfer Hose Assembly, use F-32 for CGA-295 or F-42 for CGA-440

PART NO.		DESCRIPTION	PART	SERVICE	SAE FLARE
BRASS SAE FLARE TUBING CONNECTIONS					
Pressures to 500 PSIG (3,400 kPa)					
F-12	CGA-165 to 1/4" NPT M ¹	Adaptor			1/4"
F-22	CGA-182 to 1/4" NPT M ¹	Adaptor			3/8"
F-30	.750"-1.6 UNF-2B, RH F ¹	Nut	CGA-295		1/2"
F-31	CGA-295 to 1/4" NPT M ¹	Adaptor			1/2"
F-32	CGA-295 to 3/8" NPT M ¹	Adaptor			1/2"
F-33	CGA-295 To 1/2" NPT M ¹	Adaptor			1/2"
F-40	.875"-1.4 UNF-2B, RH F ¹	Nut	CGA-440		5/8"
F-41	CGA-440 to 1/4" NPT M ¹	Adaptor			5/8"
F-42	CGA-440 to 3/8" NPT M ¹	Adaptor			5/8"
F-43	CGA-440 to 1/2" NPT M ¹	Adaptor			5/8"
F-44	CGA-440 to 3/4" NPT M ¹	Adaptor			5/8"



CGA 622 SERIES FITTINGS

PART NO.	DESCRIPTION	SERVICE
Pressures to 500 PSIG (3,400 kPa)		
Carbon Dioxide (R-744)		CGA-622
622-2	Nut, Stamped CGA 622 ¹	
F-52	Adaptor, CGA 622 x 3/8" NPT ¹	
WMH-2-29	Hose Assembly, CGA 622, 48" ¹	
WMH-2-30	Hose Assembly, CGA 622, 60" ¹	
WMH-2-31	Hose Assembly, CGA 622, 72" ¹	
WMH-2-32	Hose Assembly, CGA 622, 120" ¹	
WMH-2-33	Hose Assembly, CGA 622, 144" ¹	

¹ **WARNING:** This product can expose you to lead, which is known to the State of California to cause cancer and birth defects or other reproductive harm. For more information go to www.P65Warnings.ca.gov.

² **WARNING:** This product can expose you to chromium (hexavalent compounds), which is known to the State of California to cause cancer and birth defects or other reproductive harm. For more information go to www.P65Warnings.ca.gov.

MANIFOLDS

Western has manufactured quality manifold systems since 1978. We offer a wide variety of Industrial, Healthcare, and Spec Gas Manifold options to meet your needs.

Manifold options and accessories include:

- Manual, Auto, or Semi-Auto changeover
- Station drops and related accessories
- Alarms
- Pressure switches
- Cylinder Brackets
- Mounting Brackets
- Flashback Arrestors
- Fuel Gas Safety Kits



Not sure which manifold to order?

Our custom configurator takes the guess work out of manifold selection. Please visit www.westernenterprises.com/configurator or use the QR Code to the right to design your manifold, receive a custom part code, and get help from our manifold specialists.



Manifold Catalogs can be downloaded from our website at www.WesternEnterprises.com/catalogs. Paper copies are also available.



CYLINDER ADAPTORS, BRASS

<p>CGA-200</p> <p>To CGA-300: Part 322</p>  <p>"MC" Acetylene Cylinder To Commercial Acetylene Regulator¹</p>	<p>CGA-280</p> <p>To CGA-540: Part 831</p>  <p>Medical Breathing Mix Cylinder To Oxygen Regulator¹</p>	<p>CGA-300</p> <p>To CGA-510: Part 61</p>  <p>Commercial Acetylene Cylinder To POL Acetylene Regulator¹</p>	<p>CGA-346</p> <p>To CGA-580: Part 828</p>  <p>Air Cylinder To Argon, Helium, Nitrogen Regulator¹</p>
<p>CGA-200</p> <p>To CGA-510: Part 321</p>  <p>"MC" Acetylene Cylinder To POL Acetylene Regulator¹</p>	<p>CGA-295</p> <p>To CGA-440: Part 840</p>  <p>Argon (LqW) Cylinder To Oxygen (LqW) Regulator¹</p>	<p>CGA-346</p> <p>To CGA-590: Part 843</p>  <p>Air Cylinder To Industrial Air Regulator¹</p>	
<p>CGA-200</p> <p>To CGA-510: Part 324</p>  <p>"MC" Acetylene Cylinder To POL Acetylene Regulator¹</p>	<p>CGA-296</p> <p>To CGA-590: Part 841</p>  <p>Industrial Mix Of Oxygen (Over 23%) Cylinder To Industrial Air Regulator¹</p>	<p>CGA-300</p> <p>To CGA-520: Part 316</p>  <p>Commercial Acetylene Cylinder To "B" Tank Regulator¹</p>	<p>CGA-350</p> <p>To CGA-580: Part 808</p>  <p>Hydrogen Cylinder To Nitrogen, W.P. Regulator¹</p>
<p>CGA-200</p> <p>To CGA-520: Part 305</p>  <p>Adapts "MC" Acetylene Cylinder To "B" Tank Regulator At 90°¹</p>	<p>CGA-300</p> <p>To CGA-200: Part 304</p>  <p>Commercial Acetylene Cylinder To "MC" Acetylene Regulator¹</p>	<p>CGA-320</p> <p>To CGA-580: Part 806</p>  <p>Carbon Dioxide Cylinder To Nitrogen, W.P. Regulator¹</p>	<p>CGA-500</p> <p>To CGA-540: Part 872</p>  <p>Med Mixtures Cylinder To Oxygen Regulator¹</p>
<p>CGA-200</p> <p>To CGA-520: Part 314</p>  <p>"MC" Acetylene Cylinder To "B" Tank Regulator¹</p>	<p>CGA-300</p> <p>To CGA-510: Part 16</p>  <p>Commercial Acetylene Cylinder To POL Acetylene Regulator¹</p>	<p>CGA-346</p> <p>To CGA-540: Part 827</p>  <p>Air Cylinder To Oxygen Regulator¹</p>	<p>CGA-500</p> <p>To CGA-580: Part 873</p>  <p>Med Mixtures Cylinder To Nitrogen, W.P. Regulator¹</p>

¹ **⚠️WARNING:** This product can expose you to lead, which is known to the State of California to cause cancer and birth defects or other reproductive harm. For more information go to www.P65Warnings.ca.gov.

CYLINDER ADAPTORS, BRASS

<p>CGA-500</p> <p>To CGA-590: Part 874</p>  <p>Medical Mixtures Cylinder To Industrial Air Regulator¹</p>	<p>CGA-510</p> <p>To CGA-410: Part 1516</p>  <p>POL Acetylene Cylinder To Canadian Acetylene Regulator¹</p>	<p>CGA-520</p> <p>To CGA-510: Part 317</p>  <p>"B" Tank Cylinder To POL Acetylene Regulator¹</p>	<p>CGA-555</p> <p>To CGA-580: Part 809</p>  <p>Propane (LqW) Cylinder To Nitrogen, W.P. Regulator¹</p>
<p>CGA-510</p> <p>To CGA-200: Part 320</p>  <p>POL Acetylene Cylinder To Commercial "MC" Acetylene Regulator¹</p>	<p>CGA-510</p> <p>To CGA-510: Part 820</p>  <p>POL Acetylene Cylinder To POL Acetylene Regulator At 90°¹</p>	<p>CGA-520</p> <p>To CGA-510: Part 318</p>  <p>"B" Tank Cylinder To POL Acetylene Regulator At 90°¹</p>	<p>CGA-580</p> <p>To CGA-320: Part 810</p>  <p>Nitrogen W.P. Cylinder To Carbon Dioxide Regulator¹</p>
<p>CGA-510</p> <p>To CGA-300: Part 15</p>  <p>POL Acetylene Cylinder To Commercial Acetylene Regulator¹</p>	<p>CGA-510</p> <p>To CGA-520: Part 315</p>  <p>POL Acetylene Cylinder To "B" Tank Regulator¹</p>	<p>CGA-540</p> <p>To CGA-346: Part 832</p>  <p>Oxygen Cylinder To Air Regulator¹</p>	<p>CGA-580</p> <p>To CGA-346: Part 830</p>  <p>Nitrogen Cylinder To Air Regulator¹</p>
<p>CGA-510</p> <p>To CGA-300: Part 51</p>  <p>POL Acetylene Cylinder To Commercial Acetylene Regulator (1 Piece)¹</p>	<p>CGA-520</p> <p>To CGA-200: Part 306</p>  <p>"B" Tank Cylinder To "MC" Acetylene Regulator¹</p>	<p>CGA-540</p> <p>To CGA-580: Part 416</p>  <p>Oxygen Cylinder To Nitrogen, Argon, W.P. Regulator¹</p>	<p>CGA-580</p> <p>To CGA-350: Part 811</p>  <p>Nitrogen W.P. Cylinder To Hydrogen Regulator¹</p>
<p>CGA-520</p> <p>To CGA-300: Part 319</p>  <p>"B" Tank Cylinder To Commercial Acetylene Regulator¹</p>		<p>CGA-555</p> <p>To CGA-510: Part 802</p>  <p>Propane (LqW) Cylinder To POL Acetylene Regulator¹</p>	<p>CGA-580</p> <p>To CGA-540: Part 415</p>  <p>Nitrogen W.P. Cylinder To Oxygen Regulator¹</p>

¹ **⚠️WARNING:** This product can expose you to lead, which is known to the State of California to cause cancer and birth defects or other reproductive harm. For more information go to www.P65Warnings.ca.gov.

CYLINDER ADAPTORS

CYLINDER ADAPTORS

Adaptors connect a regulator to a cylinder or other equipment when different CGA threads on the mating parts make a direct connection impossible.

Adaptors must be selected with care to ensure that regulators and other equipment are used only with compatible gases and pressure ratings.

A mixture of non-compatible gases in any system is a possible hazard. Regulators and all other parts of an adapted system must be thoroughly purged of all contaminants, especially organic material and residual gases. Replace worn or damaged fittings immediately to ensure safe and dependable operation.

Adaptors should not be used as permanent installations. For long-term use, the appropriate CGA regulator should be used on all cylinders and gas systems.

CYLINDER ADAPTORS TABLE					
CYLINDER CGA TO REGULATOR CGA PLUS COMPONENT PARTS					
PART NUMBERS				FROM CYLINDER SERVICE	TO REGULATOR SERVICE
CYLINDER ADAPTOR ¹	CYLINDER NUT ¹	CYLINDER NIPPLE ¹	REGULATOR ADAPTOR ¹		
322	305-2	305-3	15-1A	CGA-200 "MC" Acetylene ¹	CGA-300 Commercial Acetylene ¹
321	305-2	305-3	300-1A	CGA-200 "MC" Acetylene	CGA-510 POL Acetylene 90° ¹
324	305-2	305-3	16-1A	CGA-200 "MC" Acetylene ¹	CGA-510 POL Acetylene ¹
305	305-2	305-3	305-1	CGA-200 "MC" Acetylene ¹	CGA-520 "B" Tank 90° ¹
314	305-2	305-3	314-1	CGA-200 "MC" Acetylene ¹	CGA-520 "B" Tank ¹
831	284	283	415-1-A	CGA-280 Medical Mixtures ¹	CGA-540 Oxygen ¹
841	29-2	X-29-3	X-417-1	CGA-296 Ind Mix (Oxygen) ¹	CGA-590 Industrial Air ¹
304	16-2	X-16-3	X-302-1	CGA-300 Commercial Acetylene ¹	CGA-200 "MC" Acetylene ¹
16	16-2	16-3	16-1	CGA-300 Commercial Acetylene ¹	CGA-510 POL Acetylene ¹
61	16-2	16-3	300-1-B	CGA-300 Commercial Acetylene ¹	CGA-510 POL Acetylene ¹
316	16-2	16-3		CGA-300 Commercial Acetylene ¹	CGA-520 "B" Tank ¹
806	CO-2	CO-3	416-1	CGA-320 Carbon Dioxide ¹	CGA-580 Nitrogen ¹
827	14-2	14-3	415-1	CGA-346 Air ¹	CGA-540 Oxygen ¹
828	14-2	14-3	416-1	CGA-346 Air ¹	CGA-580 Nitrogen ¹
843	14-2	14-3	417-1	CGA-346 Air ¹	CGA-590 Industrial Air ¹
808	82	83	416-1	CGA-350 Hydrogen ¹	CGA-580 Nitrogen ¹
1453	410-2	410-3	16-1	CGA-410 Canadian Acetylene ¹	CGA-510 POL Acetylene ¹
872	500-2	15-8	415-1	CGA-500 Medical Mixtures ¹	CGA-540 Oxygen ¹
873	500-2	15-8	416-1	CGA-500 Medical Mixtures ¹	CGA-580 Nitrogen ¹
874	500-2	15-8	417-1	CGA-500 Medical Mixtures ¹	CGA-590 Industrial Air ¹
320	15-2	15-8	302-1	CGA-510 POL Acetylene ¹	CGA-200 "MC" Acetylene ¹
15	15-2	15-8	15-1	CGA-510 POL Acetylene ¹	CGA-300 Commercial Acetylene ¹
51	15-2	15-8	15-1	CGA-510 POL Acetylene ¹	CGA-300 Coml Acet 1 Piece ¹
1516	15-2	15-8		CGA-510 POL Acetylene ¹	CGA-410 Canadian Acetylene ¹
820	15-2	15-8	300-1	CGA-510 POL Acetylene ¹	CGA-510 POL Acetylene 90° ¹
315	15-2	15-8	301-1	CGA-510 POL Acetylene ¹	CGA-520 "B" Tank ¹
306	300-2		306-1	CGA-520 "B" Tank Acetylene ¹	CGA-200 "MC" Acetylene ¹
319	300-2	300-3	15-1	CGA-520 "B" Tank Acetylene ¹	CGA-300 Commercial Acetylene ¹
317	300-2	300-3	16-1	CGA-520 "B" Tank Acetylene ¹	CGA-510 POL Acetylene ¹
318	300-2	300-3	300-1	CGA-520 "B" Tank Acetylene ¹	CGA-510 POL Acetylene 90° ¹
832	62	63	1341-1	CGA-540 Oxygen ¹	CGA-346 Air ¹
416	62	63	416-1	CGA-540 Oxygen ¹	CGA-580 Nitrogen ¹
802	72	73	16-1	CGA-555 Propane (LqW) ¹	CGA-510 POL Acetylene ¹
809	72	73	416-1	CGA-555 Propane (LqW) ¹	CGA-580 Nitrogen ¹
810	92	15-8	CO-2-1	CGA-580 Nitrogen ¹	CGA-320 Carbon Dioxide ¹
830	92	15-8	1341-1	CGA-580 Nitrogen ¹	CGA-346 Air ¹
811	92	15-8	800-1	CGA-580 Nitrogen ¹	CGA-350 Hydrogen ¹
415	92	15-8	415-1	CGA-580 Nitrogen ¹	CGA-540 Oxygen ¹
812	92	15-8	414-1	CGA-580 Nitrogen ¹	CGA-555 Propane (LqW) ¹
813	92	15-8	417-1	CGA-580 Nitrogen ¹	CGA-590 Industrial Air ¹
858	93	15-8	1341-1	CGA-590 Industrial Air ¹	CGA-346 Air ¹
815	93	15-8	416-1	CGA-590 Industrial Air ¹	CGA-580 Nitrogen ¹

¹ **⚠️ WARNING:** This product can expose you to lead, which is known to the State of California to cause cancer and birth defects or other reproductive harm. For more information go to www.P65Warnings.ca.gov.

REGULATORS¹

REB SERIES ECONOMY FLOW GAUGE REGULATOR

REB Series Flow Gauge Regulators offer an economical, light-weight alternative to standard flowmeter units. These single stage regulators include a delivery gauge that is dual calibrated in standard cubic feet per hour (SCFH) for both Argon and Carbon Dioxide. The flow gauge works in conjunction with a metering outlet orifice to deliver precise gas flow. Gas flow is adjustable to meet the requirements of MIG and TIG welding applications.

Features and Specifications:

- Machined brass body resists corrosion
- Dual scale flow gauge calibrated for Argon/Carbon Dioxide service
- Durable Neoprene diaphragm maintains consistent flow rates
- Protective inlet filtering system extends regulator life
- FGD models includes 6 ft. neoprene hose with fittings in retail packaging
- Large 2" gauges are easy to read
- PCTFE seat assembly
- Weight: 1 lb. 13 oz.
- Three year warranty



REB-4-FG

PART NO.	CGA INLET/GAS SERVICE	FLOW CAPACITY SCFH	DELIVERY FLOW GAUGE SCFH	INLET PRESSURE PSIG	OUTLET CONNECTIONS (BOTH PROVIDED)
REB-3-FG	580 Argon ¹	0 - 35	0 - 35	0 - 3000	9/16"-18 RHM and 5/8"-18 RHF
REB-3-FGD*	580 Argon ¹	0 - 35	0 - 35	0 - 3000	9/16"-18 RHM and 5/8"-18 RHF
REB-4-FG	320 Carbon Dioxide ¹	0 - 35	0 - 35	0 - 3000	9/16"-18 RHM and 5/8"-18 RHF
REB-4-FGD*	320 Carbon Dioxide ¹	0 - 35	0 - 35	0 - 3000	9/16"-18 RHM and 5/8"-18 RHF

*FGD models include 6 ft. neoprene hose with fittings

RS SERIES FLOW GAUGE REGULATOR

The RS Series Flow Gauge Regulators offer a practical, economical alternative to more expensive flowmeter units. Not limited to only "vertical" operation, these regulators operate in a variety of positions. The RS Series utilizes Western's "pressure compensated" design for applications that require high flow rates, this design provides more consistent delivery pressure by minimizing fluctuation over a wide range of inlet pressures.

Features and Specifications:

- Machined brass body resists corrosion
- 2" reinforced neoprene diaphragm provides durability
- Dual inlet filtering system extends regulator life
- Large 2" dual scale gauges are easy to read
- Self-reseating relief valve protects against over-pressurization
- Weight: 3 lbs.
- Three year warranty



RS-3-FG

PART NO.	CGA INLET/GAS SERVICE	FLOW CAPACITY SCFH	DELIVERY FLOW GAUGE SCFH	INLET PRESSURE PSIG	OUTLET CONNECTIONS
RS-3-FG	580 Argon ¹	0 - 60	0 - 60	0 - 3000	5/8"-18 RHF

¹ **⚠ WARNING:** This product can expose you to lead, which is known to the State of California to cause cancer and birth defects or other reproductive harm. For more information go to www.P65Warnings.ca.gov.

REGULATORS¹

REF SERIES ECONOMY FLOWMETER REGULATORS

REF Series Economy Flowmeter Regulator models combine a single stage piston regulator with a flow tube to provide an economical, lighter weight alternative to more expensive diaphragm style flowmeter regulators. The REF series is designed to meet the requirements of professional welders.

Features and Specifications:

- Machined brass body resists corrosion
- Durable brass piston design
- Dependable PTFE seat assembly
- Dual inlet filtering system extends regulator life
- Durable flow tube with large, easy to read gradients and shatter-resistant cover Dual calibrated tube for Argon / Carbon Dioxide
- Back pressure compensated flowmeter
- Sensitive needle valve for fine adjustment
- PD & PGD models include 6 ft. neoprene hose w/fittings in retail packaging
- Weight: 1 lb. 8 oz.
- Three year warranty

PART NO.	DISPLAY PACK MODEL	CGA INLET / GAS SERVICE	FLOW CAPACITY SCFH	INLET PRESSURE PSIG	OUTLET CONNECTIONS (BOTH PROVIDED)
REF-4-P	REF-4-PD*	320 Carbon Dioxide ¹	0 - 70	0 - 3000	9/16"-18 RHM and 5/8"-18 RHF

*PD & PGD models include 6 ft. neoprene hose with fittings

RWS SERIES FLOWMETER

The RWS Series Flowmeters provide accurate measurement of gas flow in welding and laboratory applications. The economical design is back pressure compensated to improve flow accuracy. All models are designed for an inlet pressure of 50 PSIG and are furnished with 1/8" NPT female inlet, 9/16" - 18 RH male outlet and 5/8"-18 RH female adaptor.

Features and Specifications:

- Durable flow tube with large, easy to read gradients and shatter resistant cover
- Dual Calibrated tube for Argon / Carbon Dioxide service
- Sensitive, easily adjusted needle valve
- Protective inlet filter extends flowmeter life
- Calibrated at 50 PSIG inlet pressure
- Weight: 8 oz.
- Three year warranty



PART NO.	GAS SERVICE	FLOW CAPACITY SCFH	INLET CONNECTION	OUTLET CONNECTIONS (BOTH PROVIDED)
RWS-2-7	Nitrogen	0 - 100	1/8" NPT F	9/16"-18 RHM and 5/8"-18 RHF
RWS-2-13	Argon/Carbon Dioxide	0 - 70	1/8" NPT F	9/16"-18 RHM and 5/8"-18 RHF
FM601	Air	0 - 15 LPM	1/8" NPT F	9/16"-18 RHM and 5/8"-18 RHF

¹ **⚠ WARNING:** This product can expose you to lead, which is known to the State of California to cause cancer and birth defects or other reproductive harm. For more information go to www.P65Warnings.ca.gov.

REGULATORS¹

RPB - 3 GAS SAVER

The RPB-3 Gas Saver eliminates gas surge with the start of each weld and maintains uniform flow in the MIG and TIG welding applications. Easily installed and adjusted, this unit connects to any flowmeter or flow gauge regulator.

Features and Specifications:

- Machined aluminum body
- Durable reinforced neoprene diaphragm
- Factory set at 4 PSIG but easily adjusted to meet range of requirements
- Weight: 1 lb.
- Three year warranty



RPB -3


PART NO.	GAS SERVICE	INLET CONNECTION	INLET PRESSURE PSIG	OUTLET CONNECTIONS (BOTH PROVIDED)
RPB - 3	Argon/Carbon Dioxide ¹	5/8" - 18 RH M	0 - 200	9/16" - 18 RHM and 5/8" - 18 RHF

RFS SERIES SINGLE FLOWMETER REGULATOR

The RFS Series Single Flowmeter Regulator models combine a single stage regulator with one (RVS Series) flowmeter. This product also utilizes Western's "pressure compensated" design for applications that require high flow rates, this design provides more consistent delivery pressure by minimizing fluctuation over a wide range of inlet pressures. Designed for users who require precise flows, this product is ideal for the professional welder, laboratory, or industrial process user. A high pressure gauge keeps the user informed of the cylinder's content.

Features and Specifications:

- Machined brass body resists corrosion
- Easy-to-read 2" pressure gauge
- Durable neoprene diaphragm maintains consistent flow rates
- Dual inlet filtering system extends regulator life
- Self re-seating pressure relief valve protects against over-pressurization
- Durable flow tube with large, easy to read gradients and shatter-resistant cover
- Dual calibrated flow tube for Argon / Carbon Dioxide services
- Back pressure compensated flowmeter improves flow accuracy
- Nickel chrome plated zinc bonnet
- Sensitive, easily adjusted needle valve on flowmeter
- Weight: RFS = 3 lbs. 3 oz.
- Three year warranty



RFS-3-P

PART NO.	GAS SERVICE	FLOW CAPACITY SCFH	INLET CONNECTION	OUTLET CONNECTIONS (BOTH PROVIDED)
RFS-3-P	580 Argon	0 - 50	0 - 3000	9/16"-18 RHM and 5/8"-18 RHF
RFS-4-P	320 Carbon Dioxide	0 - 50	0 - 3000	9/16"-18 RHM and 5/8"-18 RHF
RFS-7-P	580 Nitrogen	0 - 50	0 - 3000	9/16"-18 RHM and 5/8"-18 RHF

¹ **⚠ WARNING:** This product can expose you to lead, which is known to the State of California to cause cancer and birth defects or other reproductive harm. For more information go to www.P65Warnings.ca.gov.

REGULATORS¹

RP SERIES PRESET REGULATOR

Preset Flow Regulator - The RP Series Preset Flow Regulator models are flow regulated orifice gauges (F.R.O.G.) designed to supply a preset flow of inert shielding gas for M.I.G. welding applications. A cylinder contents indicator forewarns the user when the cylinder is near depletion. The single stage piston design provides value and performance for small jobs and the "weekend welder".

Features and Specifications:

- Machined brass body resists corrosion
- Protective inlet filter extends regulator life
- Hose barb outlet for 3/16" or 1/4" ID hose
- Dependable brass piston with PCTFE® seat
- Delivers 30 SCFH Argon and 22 SCFH CO₂
- RP30580G includes gauge
- Weight: 9.5 oz.
- One year warranty



RP30580

PART NO.	CGA INLET / GAS SERVICE	FLOW CAPACITY SCFH	INLET PRESSURE PSIG	HOSE BARB OUTLET
RP22320	320 Carbon Dioxide ¹	22	0 - 3000	3/16" & 1/4" ID hose
RP30580	580 Argon ¹	30	0 - 3000	3/16" & 1/4" ID hose

Preset Pressure Regulator - The RP Series Preset Pressure Regulator models are designed to supply a preset pressure for portable CO₂ applications. The economical design offers pressure selection from 30 PSIG to 200 PSIG.

Features and Specifications:

- 1/4" NPT side port outlet
- Dependable solid brass piston with PCTFE® Seat
- Weight: 9.5 oz.
- One year warranty



PART NO.	CGA INLET	MAXIMUM INLET PRESSURE PSIG	PRESET OUTLET PRESSURE PSIG	SIDE OUTLET PORT
RP320030	320 CO ₂	3000	30	1/4" NPT F
RP320050	320 CO ₂	3000	50	1/4" NPT F
RP320075	320 CO ₂	3000	75	1/4" NPT F
RP320100	320 CO ₂	3000	100	1/4" NPT F
RP320125	320 CO ₂	3000	125	1/4" NPT F
RP320150	320 CO ₂	3000	150	1/4" NPT F
RP320200	320 CO ₂	3000	200	1/4" NPT F

¹ **⚠ WARNING:** This product can expose you to lead, which is known to the State of California to cause cancer and birth defects or other reproductive harm. For more information go to www.P65Warnings.ca.gov.

REGULATORS¹

REB SERIES LIGHT DUTY SINGLE STAGE REGULATOR

The REB Series Light Duty Single Stage Regulator models are ideally suited for applications requiring a portable, lightweight, compact regulator. Typical applications include use in plumbing, light duty cutting and welding.

Features and Specifications:

- Machined brass body resists corrosion
- Neoprene diaphragm is sensitive yet durable to maintain consistent delivery pressure
- Dual inlet filtering system extends regulator life
- Large 2" dual scale gauges are easy to-read
- PCTFE seat assembly
- Weight: 1 lb. 13 oz.
- Three year warranty



REB-9-3

PART NO.	CGA INLET/ GAS SERVICE	DELIVERY PRESSURE PSIG	MAXIMUM RATED FLOW SCFH	INLET PRESSURE PSIG	OUTLET CONNECTIONS
REB-1-1	510 Acetylene ¹	0 - 15	230	0 - 400	9/16" - 18 LHM
REB-4-3	320 Carbon Dioxide ¹	0 - 100	800	0 - 3000	9/16" - 18 RHM
REB-7-3	580 Nitrogen ¹	0 - 100	1000	0 - 3000	9/16" - 18 RHM
REB-9-3	540 Oxygen ¹	0 - 100	1000	0 - 3000	9/16" - 18 RHM

REB SERIES HVAC / NITROGEN PURGING REGULATOR

The REB-7-5AC Nitrogen Purging Regulator model is ideal for HVAC applications. This regulator is designed specifically for Nitrogen purging of air conditioning and refrigeration systems at pressures up to 450 PSIG. The REB -7-5AC model delivers dependable performance from an economical regulator.

Features and Specifications:

- Machined brass body resists corrosion and extends service life
- Compact, lightweight design
- Neoprene seat assembly withstands high service pressures
- Sintered inlet filter
- Easy-to-read 2" gauges
- Weight: 1 lb. 14 oz.
- Three year warranty



REB-7-5AC

PART NO.	CGA INLET/ GAS SERVICE	DELIVERY PRESSURE PSIG	MAXIMUM RATED FLOW SCFH	INLET PRESSURE PSIG	OUTLET CONNECTIONS
REB-7-5AC	580 Nitrogen ¹	0 - 450	1500	0 - 3000	1/4" SAE flare

¹ **⚠️WARNING:** This product can expose you to lead, which is known to the State of California to cause cancer and birth defects or other reproductive harm. For more information go to www.P65Warnings.ca.gov.

REGULATORS¹

RS SERIES MEDIUM DUTY SINGLE STAGE REGULATOR

The RS Series Medium Duty Single Stage Regulator models are for applications that require high flow rates, this design provides more consistent delivery pressure by minimizing fluctuation over a wide range of inlet pressures. These regulators are appropriate for industrial/welding, laboratory and general use applications. Certain models feature a 1/4" NPT outlet connection for high pressure applications.

Features and Specifications:

- Machined brass body resists corrosion
- 2" reinforced neoprene diaphragm
- 450 PSIG models have PCTFE seat to accommodate high pressure applications
- Dual inlet filter system extends regulator life
- Hydrogen and Methane models equipped with pipe away relief valves
- Most models include self re-seating pressure relief valve (except for RS -1-1, RS-1A-1, RS-10-2)
- Nickel chrome plated zinc bonnet
- Large 2" gauges with easy to read gradients
- Weight: 3 lbs.
- Three year warranty



RS-9-5

PART NO.	CGA INLET/ GAS SERVICE	DELIVERY PRESSURE RANGE	MAXIMUM FLOW SCFH	INLET PRESSURE PSIG	OUTLET CONNECTION
RS-1-1 *	510 Acetylene ¹	0 - 15	420	0 - 400	9/16"-18 LHM
RS-1A-1 *	300 Acetylene ¹	0 - 15	420	0 - 400	9/16"-18 LHM
RS-2-3	346 Air ¹	0 - 80	3000	0 - 3000	9/16"-18 RHM
RS-2-4	346 Air ¹	0 - 180	6500	0 - 3000	1/4" NPT F
RS-2-4H	346 Air ¹	0 - 180	6500	0 - 3000	1/4" NPT F
RS-2-5	346 Air ¹	0 - 450	10,000	0 - 3000	1/4" NPT F
RS-4-4	320 Carbon Dioxide ¹	0 - 180	5000	0 - 3000	9/16"-18 RHM
RS-6-4	350 Hydrogen Methane ¹	0 - 180	28,400	0 - 3000	9/16"-18 LHM
RS-7-3	580 Inert Gas ¹	0 - 80	3430	0 - 3000	9/16"-18 RHM
RS-7-4	580 Inert Gas ¹	0 - 180	7570	0 - 3000	9/16"-18 RHM
RS-7-5	580 Inert Gas ¹	0 - 450	8500	0 - 3000	1/4" NPT F
RS-9-3	540 Oxygen ¹	0 - 80	3230	0 - 3000	9/16"-18 RHM
RS-9-4	540 Oxygen ¹	0 - 180	7100	0 - 3000	9/16"-18 RHM
RS-9-5	540 Oxygen ¹	0 - 450	7900	0 - 3000	1/4" NPT F

*Do not have self re-seating pressure relief valve

H = Handtight

HV = Handtight with valve

¹ **⚠️WARNING:** This product can expose you to lead, which is known to the State of California to cause cancer and birth defects or other reproductive harm. For more information go to www.P65Warnings.ca.gov.

REGULATORS¹

RS SERIES HIGH DELIVERY PRESSURE REGULATOR (PISTON STYLE)

The RS Series High Delivery Pressure Regulator models feature a compact, reliable piston design and are recommended for applications requiring high delivery pressures, up to 2000 PSIG. These regulators provide precision operation under the most demanding conditions.

Features and Specifications:

- Machined brass body and bonnet resists corrosion and extends service life
- Dependable brass piston design
- Large 2-1/2" gauge with easy to read gradients
- PCTFE seat assembly withstands high service pressures
- Dual inlet filtering extends regulator life
- 1/4" NPT female outlet, 180° opposed to inlet
- Weight: 4 lbs. 8 oz.
- Three year warranty



PART NO.	CGA INLET/ GAS SERVICE	DELIVERY PRESSURE RANGE	MAXIMUM FLOW SCFH	INLET PRESSURE PSIG	OUTLET CONNECTION
RS-9-20	540 Oxygen ¹	0 - 2000	2800	0 - 3000	1/4" NPT F
RS-11-15	580 Inert ¹	0 - 1500	2550 (N ₂)	0 - 3000	1/4" NPT F
RS-11-20	580 Inert ¹	0 - 2000	2850 (N ₂)	0 - 3000	1/4" NPT F

¹ **⚠️ WARNING:** This product can expose you to lead, which is known to the State of California to cause cancer and birth defects or other reproductive harm. For more information go to www.P65Warnings.ca.gov.

REGULATORS¹

RHP SERIES HIGH INLET / HIGH DELIVERY PRESSURE REGULATOR

The RHP Series High Inlet / High Delivery Regulators are designed for use with high pressure cylinders (up to 6000 PSIG) and are capable of delivering up to 4500 PSIG. Certain models feature Western's "pressure compensated" design for applications that require high flow rates, this design provides more consistent delivery pressure by minimizing fluctuation over a wide range of inlet pressures.

Features and Specifications:

- Diaphragm models feature a machined brass body with nickel chrome plated bonnet for exceptional service life
- Piston models constructed with a durable all-brass body
- PCTFE seat assembly withstands high service pressures
- Re-seating relief valve protects against over-pressurization on diaphragm style models
- Dual inlet filtering extends regulator life
- Low friction, replaceable Delrin® thrust bushing extends service life
- Large gauges are easy to read - 2" gauges on diaphragm models and 2-1/2" gauges on piston models
- Three year warranty



RHP-2-5

PART NO.	STYLE	CGA INLET/ GAS SERVICE	DELIVERY PRESSURE RANGE	MAXIMUM FLOW SCFH	OUTLET CONNECTION
RHP-2-4	Diaphragm ¹	347 Air	0 - 180	3200	1/4" NPT F
RHP-2-5	Diaphragm ¹	347 Air	0 - 450	3700	1/4" NPT F
RHP-2-45	Piston ¹	347 Air	0 - 4500	3735	1/4" NPT F
RHP-2-4H	Diaphragm ¹	347 Air	0 - 180	3200	1/4" NPT F
RHP-2-5H	Diaphragm ¹	347 Air	0 - 450	3700	1/4" NPT F
RHP-11-30	Piston ¹	680 Inert	0 - 3000	3014	1/4" NPT F

¹ **⚠️WARNING:** This product can expose you to lead, which is known to the State of California to cause cancer and birth defects or other reproductive harm. For more information go to www.P65Warnings.ca.gov.


REGULATORS¹

RM SERIES MANIFOLD IN-LINE REGULATOR

The RM Series In-Line Manifold Regulator is a pressure compensated single stage design (oxygen is two-stage) and is able to maintain stable delivery pressure performance equal to a two-stage design. The unique cartridge in this regulator permits easy, single-unit replacement of vital parts in minutes. Seat, nozzle, filter, spring, seals and can be replaced without special tools and without breaking the bonnet-to-body seal. The cartridge can be re-moved and a new one installed without costly down time or removal of the regulator from the pipeline.

Features and Specifications:

- Forged brass body and bonnet
- Field-replaceable seat cartridge - RM Models
- RM & RS-300-MAN feature a pressure compensated seat - high flow rates and two-stage performance from a single stage regulator
- Bonded neoprene seat with broad face nozzle (RDM - first stage PCTFE, second stage fluorocarbon)
- Large 2-3/4" reinforced neoprene diaphragm
- 2 - 1/2" diameter gauges
- Maximum inlet pressure: 3000 PSIG
- One year warranty



RM-7-4

PART NO.	GAS SERVICE	DELIVERY RANGE PSIG	MAX INLET PRESSURE PSIG	INLET CONNECTION	OUTLET CONNECTION	REPLACEMENT CARTRIDGE / REPAIR KIT
RM-1-1	Acetylene ¹	0 - 15	400	1-11 1/2" NPS LHM	1-11 1/2" NPS LHF	RWC-3-59
RM-2-4	Compressed Air ¹	20 - 160	3000	1-11 1/2" NPS RHM	1-11 1/2" NPS RHF	RWC-3-49
RM-4-4	Carbon Dioxide ¹	20 - 160	3000	1-11 1/2" NPS RHM	1-11 1/2" NPS RHF	RWC-3-49
RM-6-4	Hydrogen ¹	20 - 160	3000	1-11 1/2" NPS LHM	1-11 1/2" NPS LHF	RWC-3-49
RM-7-4	Nitrogen, Helium & Argon ¹	20 - 160	3000	1-11 1/2" NPS LHM	1-11 1/2" NPS RHF	RWC-3-49
RM-7A-4	Industrial Air ¹	20 - 160	3000	1-11 1/2" NPS LHM	1-11 1/2" NPS LHF	RWC-3-49
RM-8-4	Nitrous Oxide ¹	20 - 160	3000	1-11 1/2" NPS RHM	1-11 1/2" NPS RHF	RWC-3-49
RDM-9-4	Oxygen ¹	20 - 160	3000	1-11 1/2" NPS RHM	1-11 1/2" NPS RHF	RK-1178
RM-10-2	LPG Fuel Gas ¹	0 - 45	400	1-11 1/2" NPS LHM	1-11 1/2" NPS LHF	RWC-3-59
RS-300-MAN	Inert, Air, CO ₂ , N ₂ O ¹	40 - 300	3000	1-11 1/2" NPS RHM	1-11 1/2" NPS RHF	RK-1022
SG-450-MAN	Oxygen ¹	40 - 450	3000	1-11 1/2" NPS RHM	1-11 1/2" NPS RHF	RK-1176
RS-11-MAN	Inert, Air, CO ₂ , N ₂ O ¹	0 - 2000	3000	1-11 1/2" NPS RHM	1-11 1/2" NPS RHF	RK-1163

¹ **⚠️ WARNING:** This product can expose you to lead, which is known to the State of California to cause cancer and birth defects or other reproductive harm. For more information go to www.P65Warnings.ca.gov.

REGULATORS¹

R125, RPB-6 AND BR4HG SERIES BALLOON INFLATORS

Economy Rental Inflators

Economy hand tight rental inflators are durable, easy-to-install and easy-to-use. The rubber tilt valve is simple to replace if it gets damaged due to excessive wear and tear. Models are available with or without contents gauge. 3000 PSIG maximum inlet pressure. One year warranty.

Deluxe Inflators

Deluxe rental inflators provide for quick filling of latex balloons. Most models feature a large, easy to-use hand tight cylinder connection to make installation simple and quick. Available with or without cylinder contents gauge. 3000 PSIG maximum inlet pressure. Two year warranty.

Professional Foil/Latex Balloon Inflator

Foil and latex balloon inflators are designed to quickly inflate foil balloons to the same size every time. An automatic shut-off for foil balloons eliminates costly balloon breakage. The latex filling outlet is available with a push valve or tilt valve for fast inflation of balloons. The large hand tight connection provides for easy attachment to a cylinder. 3000 PSIG maximum inlet pressure. Two year warranty.

See our West Winds catalog for more information on our full line of Helium balloon equipment and accessories.



R125G



RPB-6HG



BR4HG

PART NO.	CGA INLET	DESCRIPTION
R125*	580	Economy Handtight Inflator ¹
R125G	580	Economy Handtight Inflator with Contents Gauge ¹
RPB-6	580	Deluxe Inflator, Wrench Connection ¹
RPB-6G	580	Deluxe Inflator with Gauge, Wrench Connection ¹
RPB-6H	580	Deluxe Inflator, Handtight Connection ¹
RPB-6HG	580	Deluxe Inflator, Handtight Connection with Gauge ¹
RPB-62HGCV	580	Dual Inflator, Foil Filler with Tilt Valve, Handtight Connection, Gauge ¹
BR4HG	580	Dual Inflator, Vertical Design, Foil Filler with Tilt Valve, Handtight Connection, Gauge, Tie Hook, Ribbon Cutter ¹

*Sold in retail clamshell packaging

¹ **⚠️WARNING:** This product can expose you to lead, which is known to the State of California to cause cancer and birth defects or other reproductive harm. For more information go to www.P65Warnings.ca.gov.

REGULATORS¹

WMR SERIES IN - LINE REGULATORS

The WMR Series In-Line Regulators are designed for final line pressure regulation on gas distribution systems. They are suitable for a variety of gases in medical or industrial applications. The WMR Series Regulators have a balanced seat and are constructed with oxygen compatible materials.

Features and Specifications:

- Forged brass body resists corrosion
- Maintains a steady downstream pressure across a range of inlet pressures
- Large seat and diaphragm areas provide high capacity with sensitive control of delivery pressure
- Large easy to read 2" gauge
- Maximum inlet pressure is 400 PSIG
- Two outlet gauge ports - for easy orientation
- One year warranty



WRM-2-2

PART NO.	INLET / OUTLET CONNECTION	DELIVERY PRESSURE RANGE PSIG	DELIVERY PRESSURE GAUGE PSIG	CV
WMR-2-2	1/2" NPT F ¹	5 - 55	100	3.1
WMR-2-4	1/2" NPT F ¹	40 - 110	200	3.1
WMR-2-5	1/2" NPT F ¹	100 - 200	400	3.1
WMR-2-3	3/4" NPT F ¹	40 - 110	200	4.8
WMR-2-6	3/4" NPT F ¹	100 - 200	400	4.8
WMR-2-8	1" NPT F ¹	100 - 200	400	5.5

¹ **⚠️ WARNING:** This product can expose you to lead, which is known to the State of California to cause cancer and birth defects or other reproductive harm. For more information go to www.P65Warnings.ca.gov.

REGULATORS¹

HVAC NITROGEN PURGING REGULATOR

The easiest way to install line sets

Features and Specifications:

- Preset Purge (25-35 CFH) Braze (3-6 CFH) and Pressure Test (500 PSI or 250 PSI) Settings
- Regulator and Flowmeter in ONE
- Hand Tight Cylinder Connection
- VN-250: 200 PSI Test Pressure
VN-500: 500 PSI Test Pressure
VN-650: 650 PSI Test Pressure



PART NUMBER	DESCRIPTION
VN-250	Nitrogen Purging/Test Regulator w/250 PSI ¹
VN-500	Nitrogen Purging/Test Regulator w/500 PSI ¹
VN-650	Nitrogen Purging/Test Regulator w/650 PSI ¹

ACCU-TROL REGULATOR

Features and Specifications:

- New regulator technology that saves you time & money
- Argon/CO2 Regulator for Mig or Tig Welding



MODEL NUMBER	GAS	CGA	FLOW SETTINGS (CFH)
ACU-200	CO2 + ARGON ¹	580	OFF, 10, 17, 22.5, 25, 30, 40, 45, 50, 55, 60

*Flows calibrated for mixture of Ar75%, CO2 25%

OXYGEN AND ACETYLENE HVAC REGULATORS

Features and Specifications:

- Delivery pressure: regulators are set to deliver optimized pressure to the torch.
- Color-coded hand-tight cylinder connections simplify installation.
- Gauge placement and protective boot(s) prevent costly damage and downtime.
- Easy-to-read gauge for quick check of cylinder contents.
- Compatible with tip numbers 0, 1, 2, and 3 and A-size torches and hoses.
- CGA 200 (VA-Acetylene), CGA 540 (VO-Oxygen) inlet connections.
- A-size outlet connection
- 1 year warranty
- UL Listed
- Made in USA



PART NUMBER	GAS	INLET CONNECTION
VA-0123	Acetylene ¹	CGA-200
VO-0123	Oxygen ¹	CGA-540

¹ **⚠️ WARNING:** This product can expose you to lead, which is known to the State of California to cause cancer and birth defects or other reproductive harm. For more information go to www.P65Warnings.ca.gov.



Industrial Products



Global Gas Management Technology

Enterprises | Innovator | Medica | Westwinds

875 Bassett Road, Westlake, OH 44145

Toll Free (800)783.7890 / Phone (440)871.2160

ISO 9001/ISO 13485 Registered Quality System

